

 KENT

 SPOKANE

 PORTLAND

 MEDFORD

# Coast ALUMINUM

 SPARKS

 HAYWARD

 FRESNO

 LAS VEGAS

 SANTA FE SPRINGS

 TIJUANA

 ENSENADA

 PHOENIX

 HERMOSILLO

 GUADALAJARA



## United States

### NORTHERN CALIFORNIA

30551 Huntwood Avenue  
Hayward, CA 94544  
Phone: (510) 441-6600  
Fax: (510) 487-8576  
Toll Free: (800) 284-8787

### CENTRAL CALIFORNIA

1360 E North Avenue  
Fresno, CA 93725  
Phone: (559) 495-6061  
Fax: (559) 444-1790  
Toll Free: (800) 219-7881

### SOUTHERN CALIFORNIA

10628 Fulton Wells Avenue  
Santa Fe Springs, CA 90670  
Phone: (562) 946-6061  
Fax: (562) 946-4188  
Toll Free: (800) 610-6061

### ARIZONA

4455 W Magnolia Street  
Phoenix, AZ 85043  
Phone: (602) 278-5052  
Fax: (602) 278-5056  
Toll Free: (877) 977-6061

### NORTHERN NEVADA

50 E Greg Street, Suite 104  
Sparks, NV 89431  
Phone: (775) 355-8100  
Fax: (775) 355-9666

### SOUTHERN NEVADA

3245 E Patrick Lane, Suite C  
Las Vegas, NV 89120  
Phone: (702) 719-6061  
Toll Free: (800) 610-6061

### OREGON, SOUTHERN WASHINGTON & SOUTHERN IDAHO

4740 NE 166th Avenue  
Portland, OR 97230  
Phone: (503) 224-6061  
Fax: (503) 253-1790  
Toll Free: (877) 398-6061

### NORTHERN WASHINGTON, CANADA & ALASKA

18805 80th Place S  
Kent, WA 98032  
Phone: (425) 251-5052  
Fax: (503) 253-1790  
Toll Free: (877) 398-6061

### NORTHEASTERN WASHINGTON, NORTHERN IDAHO & MONTANA

12740 E Pinecroft Way  
Spokane Valley, WA 99216  
Phone: (509) 924-5052  
Fax: (503) 253-1790  
Toll Free: (877) 398-6061

### CALIFORNIA / OREGON BORDER

3425 S Pacific Hwy  
Medford, OR 97501  
Phone: (503) 224-6061  
Fax: (503) 253-1790  
Toll Free: (877) 398-6061

## Mexico

### TIJUANA-GIRASOL

Andador del Rey 20051 · Mod. 10 A-B  
Rancho el Águila · Parque Industrial Girasol  
Tijuana, B.C. México 22215  
Phone: (664) 625-5052  
Fax: (664) 625-5015  
Toll Free: 01 (800) 250-5052

### TIJUANA-FLAMINGOS

Carretera TJI-ENS 4412 Local M  
Cañón de la Pedrera  
Tijuana, B.C. México 22035  
Phone: (664) 684-6061  
Fax: (664) 684-6063

### ENSENADA

Av. Gastélum No. 1557 Int. G (Entre 15 y 16)  
Zona Centro, Ensenada, B.C. 22810  
Phone: (646) 175-3001

### HERMOSILLO

Carretera Int. a Nogales Km 7.5 No. 805  
Hermosillo, Sonora 83160  
Phone: (662) 285-0702  
Fax: (662) 285-0972


### GUADALAJARA

Carretera Guadalajara a Chapala Km 18  
Parque Industrial Advance Guadalajara  
Edificio 4 Mods A-F  
Tlajomulco de Zúñiga, Jal 45640  
Phone: (33) 1644 6061  
Fax: (33) 1644 9840

# Aluminum Rod

Extruded 6061-T6511 / 12 Foot Lengths

ASTM B221, AMS-QQ-A-200/8




Part Number	A (Inches)	Weight Per Foot (Estimated)	Weight Per Piece (Estimated)
316R61	0.188	0.033	0.396
14R61	0.250	0.058	0.696
516R61	0.313	0.090	1.080
38R61	0.375	0.130	1.560
716R61	0.438	0.177	2.124
12R61	0.500	0.231	2.772
916R61	0.563	0.293	3.516
58R61	0.625	0.361	4.332
1116OR61	0.688	0.437	5.244
34R61	0.750	0.520	6.240
1316R61	0.813	0.610	7.320
78R61	0.875	0.707	8.484
1516OR61	0.938	0.813	9.756
1R61	1.000	0.924	11.088
1116R61	1.063	1.044	12.528
118R61	1.125	1.169	14.028
1316OR61	1.188	1.304	15.648
114R61	1.250	1.443	17.316
1516R61	1.313	1.592	19.104
138R61	1.375	1.746	20.952
1716R61	1.438	1.910	22.920
112R61	1.500	2.078	24.936
1916R61	1.563	2.256	27.072
158R61	1.625	2.439	29.268
11116R61	1.688	2.632	31.584

# Aluminum Rod

Extruded 6061-T6511 / 12 Foot Lengths

ASTM B221, AMS-QQ-A-200/8



Part Number	A (Inches)	Weight Per Foot (Estimated)	Weight Per Piece (Estimated)
134R61	1.750	2.829	33.948
11316R61	1.813	3.036	36.432
178R61	1.875	3.247	38.964
11516R61	1.938	3.469	41.628
2R61	2.000	3.695	44.340
2116R61	2.062	3.927	47.124
218R61	2.125	4.171	50.052
214R61	2.250	4.676	56.112
2516R61	2.313	4.941	59.292
238R61	2.375	5.210	62.520
212R61	2.500	5.773	69.276
258R61	2.625	6.364	76.368
234R61	2.750	6.985	83.820
278R61	2.875	7.634	91.608
3R61	3.000	8.313	99.756
3116R61	3.062	8.660	103.920
318R61	3.125	9.020	108.240
314R61	3.250	9.756	117.072
338R61	3.375	10.521	126.252
312R61	3.500	11.314	135.768
358R61	3.625	12.137	145.644
334R61	3.750	12.989	155.868
4R61	4.000	14.778	177.336
418R61	4.125	15.716	188.592
414R61	4.250	16.683	200.196




**COAST ALUMINUM**

# Aluminum Rod

Extruded 6061-T6511 / 12 Foot Lengths

ASTM B221, AMS-QQ-A-200/8

---



Part Number	A (Inches)	Weight Per Foot (Estimated)	Weight Per Piece (Estimated)
438R61	4.375	17.679	212.148
412R61	4.500	18.703	224.436
434R61	4.750	20.839	250.068
5R61	5.000	23.091	277.092
518R61	5.125	24.260	291.120
514R61	5.250	25.458	305.496
538R61	5.375	26.684	320.208
512R61	5.500	27.940	335.280
534R61	5.750	30.537	366.444
6R61	6.000	33.251	399.012
618R61	6.125	34.650	415.800
614R61	6.250	36.079	432.948
612R61	6.500	39.023	468.276
634R61	6.750	42.083	504.996
7R61	7.000	45.258	543.096
718R61	7.125	46.889	562.668
714R61	7.250	48.548	582.576
712R61	7.500	51.954	623.448
8R61	8.000	59.112	709.344
814R61	8.250	62.864	754.368
812R61	8.500	66.732	800.784

# Aluminum Rod

Extruded 6061-T6 / 12 Foot Lengths

ASTM B221, AMS-QQ-A-200/8

---




Part Number	A (Inches)	Weight Per Foot (Estimated)	Weight Per Piece (Estimated)
9R61	9.000	74.814	897.768
914R61	9.250	79.028	948.336
912R61	9.500	83.357	1000.284
10R61	10.000	92.363	1108.356
1018R61	10.125	94.686	Random
1014R61	10.250	97.039	Random
1012R61	10.500	101.830	Random
11R61	11.000	111.759	Random
1118R61	11.125	114.313	Random
120R61	12.000	133.002	Random
1218R61	12.125	135.788	Random
1212R61	12.500	144.317	Random
13R61	13.000	156.093	Random
140R61	14.000	181.031	Random
15R61	15.000	207.816	Random
1512R61	15.500	221.902	Random
16R61	16.000	236.449	Random
17R61	17.000	266.929	Random

# Aluminum Rod

Cold Finished 6061-T6 / 12 Foot Lengths

ASTM B211, AMS-QQ-A-225/8, AMS 4117

---




Part Number	A (Inches)	Weight Per Foot (Estimated)	Weight Per Piece (Estimated)
18R61T6C	0.125	0.014	0.168
316R61T6C	0.188	0.033	0.396
14R61T6C	0.250	0.058	0.696
516R61T6C	0.313	0.090	1.080
38R61T6C	0.375	0.130	1.560
716R61T6C	0.438	0.177	2.124
12R61T6C	0.500	0.231	2.772
916R61T6C	0.563	0.293	3.516
1116OR61T6C	0.688	0.437	5.244
7R61T6C	7.000	45.258	543.096

# Aluminum Rod

Cold Finished 6061-T651 / 12 Foot Lengths

ASTM B211, AMS-QQ-A-225/8, AMS 4117



Part Number	A (Inches)	Weight Per Foot (Estimated)	Weight Per Piece (Estimated)
12R61T651C	0.500	0.231	2.772
916R61T651C	0.562	0.292	3.504
58R61T651C	0.625	0.361	4.332
11160R61T651C	0.688	0.437	5.244
34R61T651C	0.750	0.520	6.240
1316R61T651C	0.813	0.610	7.320
78R61T651C	0.875	0.707	8.484
15160R61T651C	0.938	0.813	9.756
1R61T651C	1.000	0.924	11.088
1116R61T651C	1.063	1.044	12.528
118R61T651C	1.125	1.169	14.028
13160R61T651C	1.188	1.304	15.648
114R61T651C	1.250	1.443	17.316
1516R61T651C	1.313	1.592	19.104
138R61T651C	1.375	1.746	20.952
112R61T651C	1.500	2.078	24.936
158R61T651C	1.625	2.439	29.268
134R61T651C	1.750	2.829	33.948
178R61T651C	1.875	3.247	38.964
2R61T651C	2.000	3.695	44.340
218R61T651C	2.125	4.171	50.052
214R61T651C	2.250	4.676	56.112
238R61T651C	2.375	5.210	62.520
212R61T651C	2.500	5.773	69.276
258R61T651C	2.625	6.364	76.368



# Aluminum Rod

Cold Finished 6061-T651 / 12 Foot Lengths

ASTM B211, AMS-QQ-A-225/8, AMS 4117

---



Part Number	A (Inches)	Weight Per Foot (Estimated)	Weight Per Piece (Estimated)
234R61T651C	2.750	6.985	83.820
3R61T651C	3.000	8.313	99.756
314R61T651C	3.250	9.756	117.072
312R61T651C	3.500	11.314	135.768
334R61T651C	3.750	12.989	155.868
4R61T651C	4.000	14.778	177.336
414R61T651C	4.250	16.683	200.196
412R61T651C	4.500	18.703	224.436
434R61T651C	4.750	20.839	250.068
5R61T651C	5.000	23.091	277.092
514R61T651C	5.250	25.458	305.496
512R61T651C	5.500	27.940	335.280
6R61T651C	6.000	33.251	399.012
612R61T651C	6.500	39.023	468.276
7R61T651C	7.000	45.258	543.096
8R61T651C	8.000	59.112	709.344




**COAST ALUMINUM**

# Aluminum Rod

Extruded 6063-T52 / 16 Foot Lengths

ASTM B221



Part Number	A (Inches)	Weight Per Foot (Estimated)	Weight Per Piece (Estimated)
14R63	0.250	0.059	0.944
516R63	0.313	0.092	1.472
38R63	0.375	0.133	2.128
716R63	0.438	0.181	2.896
12R63	0.500	0.236	3.776
58R63	0.625	0.368	5.888
34R63	0.750	0.530	8.480
1R63	1.000	0.942	15.072
114R63	1.250	1.473	23.568
112R63	1.500	2.121	33.936
2R63	2.000	3.770	60.320

# Aluminum Rod

UltraAlloy Cold Finished 6020-T8 / 12 Foot Lengths

ASTM B211-12e1




Part Number	A (Inches)	Weight Per Foot (Estimated)	Weight Per Piece (Estimated)
12R20T8C	0.500	0.231	2.772
58R20T8C	0.625	0.361	4.332
78R20T8C	0.875	0.707	8.484
1R20T8C	1.000	0.924	11.088
1116R20T8C	1.063	1.044	12.528
118R20T8C	1.125	1.169	14.028
114R20T8C	1.250	1.443	17.316
138R20T8C	1.375	1.746	20.952
112R20T8C	1.500	2.078	24.936
134R20T8C	1.750	2.829	33.948
2R20T8C	2.000	3.695	44.340
212R20T8C	2.500	5.773	69.276

# Aluminum Rod

Cold Finished 7075-T651 / 12 Foot Lengths

ASTM B211, AMS-QQ-A-225/9, AMS 4123




Part Number	A (Inches)	Weight Per Foot (Estimated)	Weight Per Piece (Estimated)
12R75T651C	0.500	0.238	2.856
916R75T651C	0.563	0.302	3.624
58R75T651C	0.625	0.372	4.464
34R75T651C	0.750	0.535	6.420
1316R75T651C	0.813	0.629	7.548
78R75T651C	0.875	0.729	8.748
15160R75T651C	0.938	0.838	10.056
1R75T651C	1.000	0.952	11.424
118R75T651C	1.125	1.205	14.460
114R75T651C	1.250	1.487	17.844
138R75T651C	1.375	1.800	21.600
112R75T651C	1.500	2.142	25.704
158R75T651C	1.625	2.514	30.168
134R75T651C	1.750	2.915	34.980
2R75T651C	2.000	3.808	45.696
218R75T651C	2.125	4.298	51.576
214R75T651C	2.250	4.819	57.828
238R75T651C	2.375	5.369	64.428
212R75T651C	2.500	5.949	71.388
234R75T651C	2.750	7.199	86.388
3R75T651C	3.000	8.567	102.804
314R75T651C	3.250	10.054	120.648
312R75T651C	3.500	11.661	139.932
334R75T651C	3.750	13.386	160.632
4R75T651C	4.000	15.230	182.760

# Aluminum Rod

Cold Finished 7075-T651 / 12 Foot Lengths

ASTM B211, AMS-QQ-A-225/9, AMS 4123

---



Part Number	A (Inches)	Weight Per Foot (Estimated)	Weight Per Piece (Estimated)
414R75T651C	4.250	17.194	206.328
412R75T651C	4.500	19.276	231.312
434R75T651C	4.750	21.477	257.724
5R75T651C	5.000	23.798	285.576
512R75T651C	5.500	28.795	345.540
6R75T651C	6.000	34.268	411.216
612R75T651C	6.500	40.218	482.616




**COAST ALUMINUM**

# Aluminum Rod

Cold Finished 7075-T6 / 12 Foot Lengths

ASTM B211, AMS-QQ-A-225/9, AMS 4122

---




Part Number	A (Inches)	Weight Per Foot (Estimated)	Weight Per Piece (Estimated)
14R75T6C	0.250	0.059	0.708
516R75T6C	0.313	0.093	1.116
38R75T6C	0.375	0.134	1.608
716R75T6C	0.438	0.183	2.196

# Aluminum Rod

Extruded 7075-T6511 / 12 Foot Lengths

ASTM B221, AMS-QQ-A-200/11, AMS 4169




Part Number	A (Inches)	Weight Per Foot (Estimated)	Weight Per Piece (Estimated)
12R75T6511	0.500	0.238	2.856
58R75T6511	0.625	0.372	4.464
34R75T6511	0.750	0.535	6.420
1R75T6511	1.000	0.952	11.424
114R75T6511	1.250	1.487	17.844
112R75T6511	1.500	2.142	25.704
158R75T6511	1.625	2.514	30.168
134R75T6511	1.750	2.915	34.980
2R75T6511	2.000	3.808	45.696
214R75T6511	2.250	4.819	57.828
212R75T6511	2.500	5.949	71.388
234R75T6511	2.750	7.199	86.388
3R75T6511	3.000	8.567	102.804
314R75T6511	3.250	10.054	120.648
312R75T6511	3.500	11.661	139.932
334R75T6511	3.750	13.386	160.632
4R75T6511	4.000	15.230	182.760
414R75T6511	4.250	17.194	206.328
434R75T6511	4.750	21.477	257.724
5R75T6511	5.000	23.798	285.576
512R75T6511	5.500	28.795	345.540
534R75T6511	5.750	31.472	377.664
6R75T6511	6.000	34.268	411.216

# Aluminum Rod

Extruded 7075-T6 / 12 Foot Lengths

ASTM B221, AMS-QQ-A-200/11, AMS 4154

---



Part Number	A (Inches)	Weight Per Foot (Estimated)	Weight Per Piece (Estimated)
7R75T6	7.000	46.643	559.716
712R75T6	7.500	53.545	642.540
8R75T6	8.000	60.922	731.064
812R75T6	8.500	68.775	825.300
9R75T6	9.000	77.104	925.248
10R75T6	10.000	95.190	1142.280
120R75T6	12.000	137.074	1644.888
16R75T6	16.000	243.687	2924.244



**COAST ALUMINUM**



# Aluminum Rod

Cold Finished 7075-T7351 / 12 Foot Lengths

ASTM B211, AMS-QQ-A-225/9, AMS 4124

---




Part Number	A (Inches)	Weight Per Foot (Estimated)	Weight Per Piece (Estimated)
1R75T7351C	1.000	0.952	11.424
114R75T7351C	1.250	1.487	17.844
138R75T7351C	1.375	1.800	21.600
178R75T7351C	1.875	3.347	40.164
2R75T7351C	2.000	3.808	45.696
234R75T7351C	2.750	7.199	86.388
314R75T7351C	3.250	10.054	120.648
4R75T7351C	4.000	15.230	182.760

# Aluminum Rod

Extruded 7075-T73511 / 12 Foot Lengths

ASTM B221, AMS-QQ-A-200/11, AMS 4167

---




Part Number	A (Inches)	Weight Per Foot (Estimated)	Weight Per Piece (Estimated)
12R75T73511	0.500	0.238	2.856
34R75T73511	0.750	0.535	6.420
1R75T73511	1.000	0.952	11.424
112R75T73511	1.500	2.142	25.704
134R75T73511	1.750	2.915	34.980
2R75T73511	2.000	3.808	45.696
3R75T73511	3.000	8.567	102.804
4R75T73511	4.000	15.230	182.760

# Aluminum Rod

Extruded 7075-T73 / 12 Foot Lengths

ASTM B221, AMS-QQ-A-200/11, AMS 4166

---



Part Number	A (Inches)	Weight Per Foot (Estimated)	Weight Per Piece (Estimated)
9R75T73	9.000	77.104	925.248

# Aluminum Rod

Cold Finished 2011-T3 / 12 Foot Lengths

ASTM B211, AMS-QQ-A-225/3

---




Part Number	A (Inches)	Weight Per Foot (Estimated)	Weight Per Piece (Estimated)
14R11T3C	0.250	0.060	0.720
12R11T3C	0.500	0.240	2.880
630R11T3C	0.630	0.382	4.584
78R11T3C	0.875	0.736	8.832
3R11T3C	3.000	8.652	103.824

# Aluminum Rod

Cold Finished 2024-T351 / 12 Foot Lengths

ASTM B211, AMS-QQ-A-225/6, AMS 4120



Part Number	A (Inches)	Weight Per Foot (Estimated)	Weight Per Piece (Estimated)
12R24T351C	0.500	0.236	2.832
916R24T351C	0.563	0.299	3.588
58R24T351C	0.625	0.368	4.416
34R24T351C	0.750	0.530	6.360
1316R24T351C	0.813	0.623	7.476
78R24T351C	0.875	0.722	8.664
15160R24T351C	0.938	0.829	9.948
1R24T351C	1.000	0.942	11.304
1116R24T351C	1.063	1.065	12.780
118R24T351C	1.125	1.193	14.316
114R24T351C	1.250	1.473	17.676
138R24T351C	1.375	1.782	21.384
112R24T351C	1.500	2.121	25.452
158R24T351C	1.625	2.489	29.868
134R24T351C	1.750	2.886	34.632
178R24T351C	1.875	3.313	39.756
2R24T351C	2.000	3.770	45.240
218R24T351C	2.125	4.256	51.072
214R24T351C	2.250	4.771	57.252
238R24T351C	2.375	5.316	63.792
212R24T351C	2.500	5.890	70.680
234R24T351C	2.750	7.127	85.524
3R24T351C	3.000	8.482	101.784
314R24T351C	3.250	9.955	119.460
312R24T351C	3.500	11.545	138.540

# Aluminum Rod

Cold Finished 2024-T351 / 12 Foot Lengths

ASTM B211, AMS-QQ-A-225/6, AMS 4120

---



Part Number	A (Inches)	Weight Per Foot (Estimated)	Weight Per Piece (Estimated)
358R24T351C	3.625	12.385	148.620
334R24T351C	3.750	13.254	159.048
4R24T351C	4.000	15.080	180.960
412R24T351C	4.500	19.085	229.020
434R24T351C	4.750	21.265	255.180
5R24T351C	5.000	23.562	282.744
512R24T351C	5.500	28.510	342.120
6R24T351C	6.000	33.929	407.148
7R24T351C	7.000	46.181	554.172




**COAST ALUMINUM**

# Aluminum Rod

Extruded 2024-T3 / 12 Foot Lengths

ASTM B221, AMS-QQ-A-200/3, AMS 4152

---




Part Number	A (Inches)	Weight Per Foot (Estimated)	Weight Per Piece (Estimated)
612R24T3	6.500	39.820	477.840
7R24T3	7.000	46.181	554.172
712R24T3	7.500	53.014	636.168
8R24T3	8.000	60.319	723.828
812R24T3	8.500	68.094	817.128
9R24T3	9.000	76.341	916.092
912R24T3	9.500	85.059	1020.708
10R24T3	10.000	94.248	1130.976
140R24T3	14.000	184.726	2216.712
16R24T3	16.000	241.274	2895.288

# Aluminum Rod

Extruded 2024-T3511 / 12 Foot Lengths

ASTM B221, AMS-QQ-A-200/3, AMS 4165



Part Number	A (Inches)	Weight Per Foot (Estimated)	Weight Per Piece (Estimated)
12R24T3511	0.500	0.236	2.832
58R24T3511	0.625	0.368	4.416
34R24T3511	0.750	0.530	6.360
78R24T3511	0.875	0.722	8.664
1R24T3511	1.000	0.942	11.304
114R24T3511	1.250	1.473	17.676
112R24T3511	1.500	2.121	25.452
178R24T3511	1.875	3.313	39.756
2R24T3511	2.000	3.770	45.240
214R24T3511	2.250	4.771	57.252
212R24T3511	2.500	5.890	70.680
234R24T3511	2.750	7.127	85.524
3R24T3511	3.000	8.482	101.784
314R24T3511	3.250	9.955	119.460
312R24T3511	3.500	11.545	138.540
334R24T3511	3.750	13.254	159.048
4R24T3511	4.000	15.080	180.960
414R24T3511	4.250	17.024	204.288
412R24T3511	4.500	19.085	229.020
434R24T3511	4.750	21.265	255.180
5R24T3511	5.000	23.562	282.744
514R24T3511	5.250	25.977	311.724
512R24T3511	5.500	28.510	342.120
534R24T3511	5.750	31.161	373.932
6R24T3511	6.000	33.929	407.148




# Aluminum Rod

Cold Finished 2024-T4 / 12 Foot Lengths

ASTM B211, AMS-QQ-A-225/6, AMS 4120

---



Part Number	A (Inches)	Weight Per Foot (Estimated)	Weight Per Piece (Estimated)
316R24T4C	0.188	0.033	0.396
14R24T4C	0.250	0.059	0.708
516R24T4C	0.313	0.092	1.104
1132R24T4C	0.344	0.112	1.344
38R24T4C	0.375	0.133	1.596
716R24T4C	0.438	0.181	2.172




**COAST ALUMINUM**

# Aluminum Rod

Cold Finished 2024-T851 / 12 Foot Lengths

ASTM B211, AMS-QQ-A-225/6, AMS 4339

---



Part Number	A (Inches)	Weight Per Foot (Estimated)	Weight Per Piece (Estimated)
1R24T851C	1.000	0.942	11.304
118R24T851C	1.125	1.193	14.316
114R24T851C	1.250	1.473	17.676
112R24T851C	1.500	2.121	25.452
134R24T851C	1.750	2.886	34.632
2R24T851C	2.000	3.770	45.240
218R24T851C	2.125	4.256	51.072
214R24T851C	2.250	4.771	57.252
212R24T851C	2.500	5.890	70.680
3R24T851C	3.000	8.482	101.784
312R24T851C	3.500	11.545	138.540
434R24T851C	4.750	21.265	255.180
5R24T851C	5.000	23.562	282.744

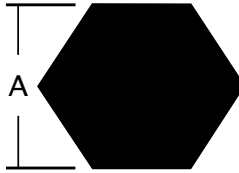


**COAST ALUMINUM**

# Aluminum Hexagon Bar

Extruded 6061-T6511 / 12 Foot Lengths

ASTM B221, AMS-QQ-A-200/8



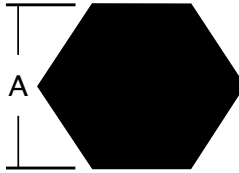
Part Number	A (Inches)	Weight Per Foot (Estimated)	Weight Per Piece (Estimated)
38HEX61	0.375	0.143	1.716
12HEX61	0.500	0.255	3.060
916HEX61	0.563	0.322	3.864
58HEX61	0.625	0.398	4.776
1116HEX61	0.688	0.482	5.784
34HEX61	0.750	0.573	6.876
78HEX61	0.875	0.780	9.360
1HEX61	1.000	1.018	12.216
118HEX61	1.125	1.289	15.468
114HEX61	1.250	1.591	19.092
138HEX61	1.375	1.925	23.100
112HEX61	1.500	2.291	27.492
158HEX61	1.625	2.689	32.268
214HEX61	2.250	5.156	61.872

# Aluminum Hexagon Bar

Cold Finished 6061-T6 / 12 Foot Lengths

ASTM B211, AMS-QQ-A-225/8, AMS 4117

---



Part Number	A (Inches)	Weight Per Foot (Estimated)	Weight Per Piece (Estimated)
14H61T6C	0.250	0.064	0.768

# Aluminum Square Bar

Extruded 6061-T6511 / 12 Foot Lengths

ASTM B221, AMS-QQ-A-200/8



Part Number	A (Inches)	Weight Per Foot (Estimated)	Weight Per Piece (Estimated)
14SQ61	0.250	0.074	0.888
516SQ61	0.313	0.115	1.380
38SQ61	0.375	0.165	1.980
12SQ61	0.500	0.294	3.528
58SQ61	0.625	0.459	5.508
34SQ61	0.750	0.662	7.944
78SQ61	0.875	0.900	10.800
1SQ61	1.000	1.176	14.112
118SQ61	1.125	1.488	17.856
114SQ61	1.250	1.838	22.056
138SQ61	1.375	2.223	26.676
112SQ61	1.500	2.646	31.752
134SQ61	1.750	3.602	43.224
2SQ61	2.000	4.704	56.448
214SQ61	2.250	5.954	71.448
212SQ61	2.500	7.350	88.200
234SQ61	2.750	8.894	106.728
3SQ61	3.000	10.584	127.008
314SQ61	3.250	12.422	149.064
312SQ61	3.500	14.406	172.872
4SQ61	4.000	18.816	225.792
412SQ61	4.500	23.814	285.768
5SQ61	5.000	29.400	352.800
512SQ61	5.500	35.574	426.888
6SQ61	6.000	42.336	508.032

# Aluminum Square Bar

Extruded 6061-T6511 / 12 Foot Lengths

ASTM B221, AMS-QQ-A-200/8

---



Part Number	A (Inches)	Weight Per Foot (Estimated)	Weight Per Piece (Estimated)
7SQ61	7.000	57.624	691.488

# Aluminum Square Bar

Cold Finished 6061-T651 / 12 Foot Lengths

ASTM B211, AMS-QQ-A-225/8, AMS 4117

---



Part Number	A (Inches)	Weight Per Foot (Estimated)	Weight Per Piece (Estimated)
114SQ61T651C	1.250	1.838	22.056
2SQ61T651C	2.000	4.704	56.448
3SQ61T651C	3.000	10.584	127.008

# Aluminum Square Bar

Extruded 6063-T52 / 16 Foot Lengths

ASTM B221



Part Number	A (Inches)	Weight Per Foot (Estimated)	Weight Per Piece (Estimated)
14SQ63	0.250	0.075	1.200
38SQ63	0.375	0.169	2.704
12SQ63	0.500	0.300	4.800
58SQ63	0.625	0.469	7.504
34SQ63	0.750	0.675	10.800
1SQ63	1.000	1.200	19.200
114SQ63	1.250	1.875	30.000
112SQ63	1.500	2.700	43.200
2SQ63	2.000	4.800	76.800



# Aluminum Square Bar

Cold Finished 7075-T651 / 12 Foot Lengths

ASTM B211, AMS-QQ-A-225/9, AMS 4123

---



Part Number	A (Inches)	Weight Per Foot (Estimated)	Weight Per Piece (Estimated)
12SQ75T651C	0.500	0.303	3.636
34SQ75T651C	0.750	0.682	8.184
1SQ75T651C	1.000	1.212	14.544
112SQ75T651C	1.500	2.727	32.724

# Aluminum Square Bar

Extruded 7075-T6511 / 12 Foot Lengths

ASTM B221, AMS-QQ-A-200/11, AMS 4169

---



Part Number	A (Inches)	Weight Per Foot (Estimated)	Weight Per Piece (Estimated)
1SQ75T6511	1.000	1.212	14.544
114SQ75T6511	1.250	1.894	22.728
2SQ75T6511	2.000	4.848	58.176
212SQ75T6511	2.500	7.575	90.900
3SQ75T6511	3.000	10.908	130.896
312SQ75T6511	3.500	14.847	178.164
4SQ75T6511	4.000	19.392	232.704
6SQ75T6511	6.000	43.632	523.584



**COAST ALUMINUM**

# Aluminum Square Bar

Extruded 7075-T73511 / 12 Foot Lengths

ASTM B221, AMS-QQ-A-200/11, AMS 4167

---



Part Number	A (Inches)	Weight Per Foot (Estimated)	Weight Per Piece (Estimated)
1SQ75T73511	1.000	1.212	14.544
2SQ75T73511	2.000	4.848	58.176

# Aluminum Square Bar

Cold Finished 2024-T351 / 12 Foot Lengths

ASTM B211, AMS-QQ-A-225/6, AMS 4120

---



Part Number	A (Inches)	Weight Per Foot (Estimated)	Weight Per Piece (Estimated)
12SQ24T351C	0.500	0.300	3.600
34SQ24T351C	0.750	0.675	8.100
1SQ24T351C	1.000	1.200	14.400
114SQ24T351C	1.250	1.875	22.500
112SQ24T351C	1.500	2.700	32.400
2SQ24T351C	2.000	4.800	57.600
214SQ24T351C	2.250	6.075	72.900
3SQ24T351C	3.000	10.800	129.600
4SQ24T351C	4.000	19.200	230.400



**COAST ALUMINUM**

# Aluminum Square Bar

Extruded 2024-T3511 / 12 Foot Lengths

ASTM B221, AMS-QQ-A-200/3, AMS 4165

---



Part Number	A (Inches)	Weight Per Foot (Estimated)	Weight Per Piece (Estimated)
12SQ24T3511	0.500	0.300	3.600
34SQ24T3511	0.750	0.675	8.100
112SQ24T3511	1.500	2.700	32.400
2SQ24T3511	2.000	4.800	57.600
3SQ24T3511	3.000	10.800	129.600
4SQ24T3511	4.000	19.200	230.400



**COAST ALUMINUM**

# Aluminum Square Bar

Cold Finished 2024-T4 / 12 Foot Lengths  
ASTM B211, AMS-QQ-A-225/6, AMS 4120

---

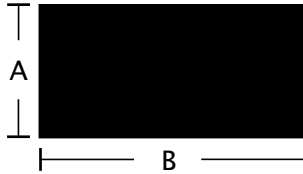


Part Number	A (Inches)	Weight Per Foot (Estimated)	Weight Per Piece (Estimated)
14SQ24T4C	0.250	0.075	0.900
38SQ24T4C	0.375	0.169	2.028

# Aluminum Rectangular Bar

Extruded 6061-T6511 / 12 Foot Lengths

ASTM B221, AMS-QQ-A-200/8

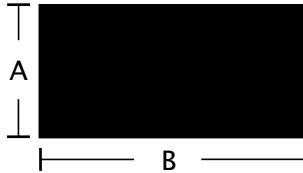


Part Number	A (Inches)	B (Inches)	Weight Per Foot (Estimated)	Weight Per Piece (Estimated)
1812B61	0.125	0.500	0.074	0.888
1858B61	0.125	0.625	0.092	1.104
1834B61	0.125	0.750	0.110	1.320
181B61	0.125	1.000	0.147	1.764
18114B61	0.125	1.250	0.184	2.208
18112B61	0.125	1.500	0.221	2.652
18134B61	0.125	1.750	0.257	3.084
182B61	0.125	2.000	0.294	3.528
18212B61	0.125	2.500	0.368	4.416
183B61	0.125	3.000	0.441	5.292
18312B61	0.125	3.500	0.515	6.180
184B61	0.125	4.000	0.588	7.056
186B61	0.125	6.000	0.882	10.584
31612B61	0.188	0.500	0.111	1.332
31658B61	0.188	0.625	0.138	1.656
31634B61	0.188	0.750	0.166	1.992
3161B61	0.188	1.000	0.221	2.652
316114B61	0.188	1.250	0.276	3.312
316112B61	0.188	1.500	0.332	3.984
316134B61	0.188	1.750	0.387	4.644
3162B61	0.188	2.000	0.442	5.304
316212B61	0.188	2.500	0.553	6.636
3163B61	0.188	3.000	0.663	7.956
316312B61	0.188	3.500	0.774	9.288
3164B61	0.188	4.000	0.884	10.608

# Aluminum Rectangular Bar

Extruded 6061-T6511 / 12 Foot Lengths

ASTM B221, AMS-QQ-A-200/8



Part Number	A (Inches)	B (Inches)	Weight Per Foot (Estimated)	Weight Per Piece (Estimated)
3166B61	0.188	6.000	1.327	15.924
3167B61	0.188	7.000	1.548	18.576
1438B61	0.250	0.375	0.110	1.320
1412B61	0.250	0.500	0.147	1.764
1458B61	0.250	0.625	0.184	2.208
1434B61	0.250	0.750	0.221	2.652
141B61	0.250	1.000	0.294	3.528
14114B61	0.250	1.250	0.368	4.416
14112B61	0.250	1.500	0.441	5.292
14134B61	0.250	1.750	0.515	6.180
142B61	0.250	2.000	0.588	7.056
14214B61	0.250	2.250	0.662	7.944
14212B61	0.250	2.500	0.735	8.820
143B61	0.250	3.000	0.882	10.584
14312B61	0.250	3.500	1.029	12.348
14334B61	0.250	3.750	1.103	13.236
144B61	0.250	4.000	1.176	14.112
14412B61	0.250	4.500	1.323	15.876
145B61	0.250	5.000	1.470	17.640
146B61	0.250	6.000	1.764	21.168
14612B61	0.250	6.500	1.911	22.932
147B61	0.250	7.000	2.058	24.696
148B61	0.250	8.000	2.352	28.224
1410B61	0.250	10.000	2.940	35.280
14120B61	0.250	12.000	3.528	42.336



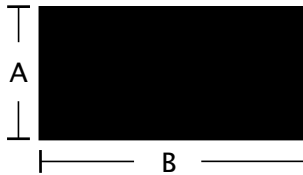
**COAST ALUMINUM**



# Aluminum Rectangular Bar

Extruded 6061-T6511 / 12 Foot Lengths

ASTM B221, AMS-QQ-A-200/8

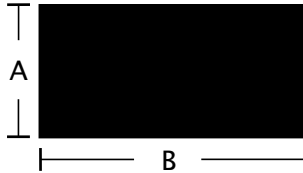


Part Number	A (Inches)	B (Inches)	Weight Per Foot (Estimated)	Weight Per Piece (Estimated)
1414B61	0.250	14.000	4.116	49.392
51612B61	0.313	0.500	0.184	2.208
51634B61	0.313	0.750	0.276	3.312
5161B61	0.313	1.000	0.368	4.416
516114B61	0.313	1.250	0.460	5.520
516112B61	0.313	1.500	0.552	6.624
5162B61	0.313	2.000	0.736	8.832
5163B61	0.313	3.000	1.104	13.248
5164B61	0.313	4.000	1.472	17.664
5165B61	0.313	5.000	1.840	22.080
3812B61	0.375	0.500	0.221	2.652
3858B61	0.375	0.625	0.276	3.312
3834B61	0.375	0.750	0.331	3.972
381B61	0.375	1.000	0.441	5.292
38114B61	0.375	1.250	0.551	6.612
38112B61	0.375	1.500	0.662	7.944
38134B61	0.375	1.750	0.772	9.264
382B61	0.375	2.000	0.882	10.584
38214B61	0.375	2.250	0.992	11.904
38212B61	0.375	2.500	1.103	13.236
38234B61	0.375	2.750	1.213	14.556
383B61	0.375	3.000	1.323	15.876
38312B61	0.375	3.500	1.544	18.528
38334B61	0.375	3.750	1.654	19.848
384B61	0.375	4.000	1.764	21.168

# Aluminum Rectangular Bar

Extruded 6061-T6511 / 12 Foot Lengths

ASTM B221, AMS-QQ-A-200/8

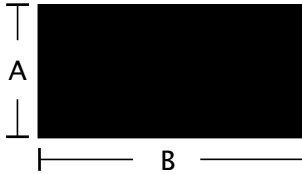


Part Number	A (Inches)	B (Inches)	Weight Per Foot (Estimated)	Weight Per Piece (Estimated)
38412B61	0.375	4.500	1.985	23.820
385B61	0.375	5.000	2.205	26.460
386B61	0.375	6.000	2.646	31.752
38612B61	0.375	6.500	2.867	34.404
387B61	0.375	7.000	3.087	37.044
388B61	0.375	8.000	3.528	42.336
389B61	0.375	9.000	3.969	47.628
3810B61	0.375	10.000	4.410	52.920
38120B61	0.375	12.000	5.292	63.504
3814B61	0.375	14.000	6.174	74.088
3816B61	0.375	16.000	7.056	84.672
1258B61	0.500	0.625	0.368	4.416
1234B61	0.500	0.750	0.441	5.292
121B61	0.500	1.000	0.588	7.056
12114B61	0.500	1.250	0.735	8.820
12112B61	0.500	1.500	0.882	10.584
12134B61	0.500	1.750	1.029	12.348
122B61	0.500	2.000	1.176	14.112
12214B61	0.500	2.250	1.323	15.876
12212B61	0.500	2.500	1.470	17.640
12234B61	0.500	2.750	1.617	19.404
123B61	0.500	3.000	1.764	21.168
12312B61	0.500	3.500	2.058	24.696
12334B61	0.500	3.750	2.205	26.460
124B61	0.500	4.000	2.352	28.224

# Aluminum Rectangular Bar

Extruded 6061-T6511 / 12 Foot Lengths

ASTM B221, AMS-QQ-A-200/8



Part Number	A (Inches)	B (Inches)	Weight Per Foot (Estimated)	Weight Per Piece (Estimated)
12412B61	0.500	4.500	2.646	31.752
125B61	0.500	5.000	2.940	35.280
12512B61	0.500	5.500	3.234	38.808
126B61	0.500	6.000	3.528	42.336
127B61	0.500	7.000	4.116	49.392
128B61	0.500	8.000	4.704	56.448
12812B61	0.500	8.500	4.998	59.976
1210B61	0.500	10.000	5.880	70.560
1212B61	0.500	12.000	7.056	84.672
1214B61	0.500	14.000	8.232	98.784
5834B61	0.625	0.750	0.551	6.612
581B61	0.625	1.000	0.735	8.820
58114B61	0.625	1.250	0.919	11.028
58112B61	0.625	1.500	1.103	13.236
58134B61	0.625	1.750	1.286	15.432
582B61	0.625	2.000	1.470	17.640
58212B61	0.625	2.500	1.838	22.056
583B61	0.625	3.000	2.205	26.460
58312B61	0.625	3.500	2.573	30.876
584B61	0.625	4.000	2.940	35.280
58414B61	0.625	4.250	3.124	37.488
58412B61	0.625	4.500	3.308	39.696
585B61	0.625	5.000	3.675	44.100
586B61	0.625	6.000	4.410	52.920
587B61	0.625	7.000	5.145	61.740

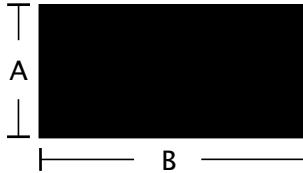


**COAST ALUMINUM**

# Aluminum Rectangular Bar

Extruded 6061-T6511 / 12 Foot Lengths

ASTM B221, AMS-QQ-A-200/8

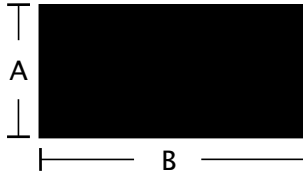


Part Number	A (Inches)	B (Inches)	Weight Per Foot (Estimated)	Weight Per Piece (Estimated)
588B61	0.625	8.000	5.880	70.560
5810B61	0.625	10.000	7.350	88.200
5812B61	0.625	12.000	8.820	105.840
341B61	0.750	1.000	0.882	10.584
34114B61	0.750	1.250	1.103	13.236
34112B61	0.750	1.500	1.323	15.876
34134B61	0.750	1.750	1.544	18.528
342B61	0.750	2.000	1.764	21.168
34214B61	0.750	2.250	1.985	23.820
34212B61	0.750	2.500	2.205	26.460
343B61	0.750	3.000	2.646	31.752
34312B61	0.750	3.500	3.087	37.044
344B61	0.750	4.000	3.528	42.336
34412B61	0.750	4.500	3.969	47.628
345B61	0.750	5.000	4.410	52.920
346B61	0.750	6.000	5.292	63.504
34612B61	0.750	6.500	5.733	68.796
347B61	0.750	7.000	6.174	74.088
348B61	0.750	8.000	7.056	84.672
34812B61	0.750	8.500	7.497	89.964
349B61	0.750	9.000	7.938	95.256
3410B61	0.750	10.000	8.820	105.840
3412B61	0.750	12.000	10.584	127.008
78112B61	0.875	1.500	1.544	18.528
782B61	0.875	2.000	2.058	24.696

# Aluminum Rectangular Bar

Extruded 6061-T6511 / 12 Foot Lengths

ASTM B221, AMS-QQ-A-200/8

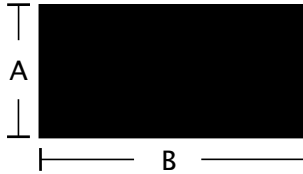


Part Number	A (Inches)	B (Inches)	Weight Per Foot (Estimated)	Weight Per Piece (Estimated)
7812B61	0.875	12.000	12.348	148.176
1114B61	1.000	1.250	1.470	17.640
1112B61	1.000	1.500	1.764	21.168
1134B61	1.000	1.750	2.058	24.696
12B61	1.000	2.000	2.352	28.224
12140B61	1.000	2.250	2.646	31.752
12120B61	1.000	2.500	2.940	35.280
12340B61	1.000	2.750	3.234	38.808
13B61	1.000	3.000	3.528	42.336
1312B61	1.000	3.500	4.116	49.392
14B61	1.000	4.000	4.704	56.448
14120B61	1.000	4.500	5.292	63.504
15B61	1.000	5.000	5.880	70.560
1512B61	1.000	5.500	6.468	77.616
16B61	1.000	6.000	7.056	84.672
1612B61	1.000	6.500	7.644	91.728
17B61	1.000	7.000	8.232	98.784
1714B61	1.000	7.250	8.526	102.312
18B61	1.000	8.000	9.408	112.896
19B61	1.000	9.000	10.584	127.008
110B61	1.000	10.000	11.760	141.120
112B61	1.000	12.000	14.112	169.344
113B61	1.000	13.000	15.288	183.456
114B61	1.000	14.000	16.464	197.568
115B61	1.000	15.000	17.640	211.680

# Aluminum Rectangular Bar

Extruded 6061-T6511 / 12 Foot Lengths

ASTM B221, AMS-QQ-A-200/8

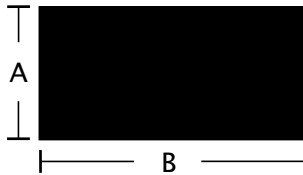


Part Number	A (Inches)	B (Inches)	Weight Per Foot (Estimated)	Weight Per Piece (Estimated)
116B61	1.000	16.000	18.816	225.792
117B61	1.000	17.000	19.992	239.904
118B61	1.000	18.000	21.168	254.016
114112B61	1.250	1.500	2.205	26.460
114134B61	1.250	1.750	2.573	30.876
1142B61	1.250	2.000	2.940	35.280
114214B61	1.250	2.250	3.308	39.696
114212B61	1.250	2.500	3.675	44.100
1143B61	1.250	3.000	4.410	52.920
114312B61	1.250	3.500	5.145	61.740
1144B61	1.250	4.000	5.880	70.560
114412B61	1.250	4.500	6.615	79.380
1145B61	1.250	5.000	7.350	88.200
1146B61	1.250	6.000	8.820	105.840
1148B61	1.250	8.000	11.760	141.120
11410B61	1.250	10.000	14.700	176.400
11412B61	1.250	12.000	17.640	211.680
11413B61	1.250	13.000	19.110	229.320
11418B61	1.250	18.000	26.460	317.520
112134B61	1.500	1.750	3.087	37.044
1122B61	1.500	2.000	3.528	42.336
112214B61	1.500	2.250	3.969	47.628
112212B61	1.500	2.500	4.410	52.920
1123B61	1.500	3.000	5.292	63.504
112312B61	1.500	3.500	6.174	74.088

# Aluminum Rectangular Bar

Extruded 6061-T6511 / 12 Foot Lengths

ASTM B221, AMS-QQ-A-200/8

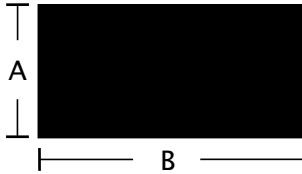


Part Number	A (Inches)	B (Inches)	Weight Per Foot (Estimated)	Weight Per Piece (Estimated)
1124B61	1.500	4.000	7.056	84.672
112412B61	1.500	4.500	7.938	95.256
1125B61	1.500	5.000	8.820	105.840
112512B61	1.500	5.500	9.702	116.424
1126B61	1.500	6.000	10.584	127.008
1127B61	1.500	7.000	12.348	148.176
1128B61	1.500	8.000	14.112	169.344
11210B61	1.500	10.000	17.640	211.680
11212B61	1.500	12.000	21.168	254.016
11214B61	1.500	14.000	24.696	296.352
11218B61	1.500	18.000	31.752	381.024
1342B61	1.750	2.000	4.116	49.392
134214B61	1.750	2.250	4.631	55.572
134212B61	1.750	2.500	5.145	61.740
134234B61	1.750	2.750	5.660	67.920
1343B61	1.750	3.000	6.174	74.088
134312B61	1.750	3.500	7.203	86.436
1344B61	1.750	4.000	8.232	98.784
134412B61	1.750	4.500	9.261	111.132
1345B61	1.750	5.000	10.290	123.480
134512B61	1.750	5.500	11.319	135.828
1346B61	1.750	6.000	12.348	148.176
1348B61	1.750	8.000	16.464	197.568
13410B61	1.750	10.000	20.580	246.960
13412B61	1.750	12.000	24.696	296.352

# Aluminum Rectangular Bar

Extruded 6061-T6511 / 12 Foot Lengths

ASTM B221, AMS-QQ-A-200/8



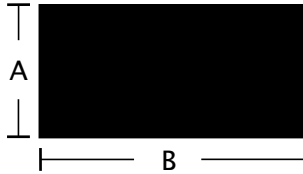
Part Number	A (Inches)	B (Inches)	Weight Per Foot (Estimated)	Weight Per Piece (Estimated)
13414B61	1.750	14.000	28.812	345.744
2214B61	2.000	2.250	5.292	63.504
2212B61	2.000	2.500	5.880	70.560
23B61	2.000	3.000	7.056	84.672
2314B61	2.000	3.250	7.644	91.728
2312B61	2.000	3.500	8.232	98.784
24B61	2.000	4.000	9.408	112.896
2412B61	2.000	4.500	10.584	127.008
25B61	2.000	5.000	11.760	141.120
2512B61	2.000	5.500	12.936	155.232
26B61	2.000	6.000	14.112	169.344
2612B61	2.000	6.500	15.288	183.456
27B61	2.000	7.000	16.464	197.568
28B61	2.000	8.000	18.816	225.792
210B61	2.000	10.000	23.520	282.240
212B61	2.000	12.000	28.224	338.688
21212B61	2.000	12.500	29.400	352.800
214B61	2.000	14.000	32.928	395.136
216B61	2.000	16.000	37.632	451.584
214212B61	2.250	2.500	6.615	79.380
2144B61	2.250	4.000	10.584	127.008
2145B61	2.250	5.000	13.230	158.760
2148B61	2.250	8.000	21.168	254.016
212234B61	2.500	2.750	8.085	97.020
2123B61	2.500	3.000	8.820	105.840



# Aluminum Rectangular Bar

Extruded 6061-T6511 / 12 Foot Lengths

ASTM B221, AMS-QQ-A-200/8



Part Number	A (Inches)	B (Inches)	Weight Per Foot (Estimated)	Weight Per Piece (Estimated)
212314B61	2.500	3.250	9.555	114.660
212312B61	2.500	3.500	10.290	123.480
2124B61	2.500	4.000	11.760	141.120
212412B61	2.500	4.500	13.230	158.760
2125B61	2.500	5.000	14.700	176.400
212512B61	2.500	5.500	16.170	194.040
2126B61	2.500	6.000	17.640	211.680
212612B61	2.500	6.500	19.110	229.320
2127B61	2.500	7.000	20.580	246.960
2128B61	2.500	8.000	23.520	282.240
21210B61	2.500	10.000	29.400	352.800
212120B61	2.500	12.000	35.280	423.360
2121312B61	2.500	13.500	39.690	476.280
2121412B61	2.500	14.500	42.630	511.560
21216B61	2.500	16.000	47.040	564.480
23410B61	2.750	10.000	32.340	388.080
3312B61	3.000	3.500	12.348	148.176
34B61	3.000	4.000	14.112	169.344
34120B61	3.000	4.500	15.876	190.512
35B61	3.000	5.000	17.640	211.680
36B61	3.000	6.000	21.168	254.016
37B61	3.000	7.000	24.696	296.352
38B61	3.000	8.000	28.224	338.688
310B61	3.000	10.000	35.280	423.360
319B61	3.100	9.000	32.810	393.720

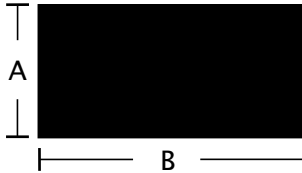


**COAST ALUMINUM**

# Aluminum Rectangular Bar

Extruded 6061-T6511 / 12 Foot Lengths

ASTM B221, AMS-QQ-A-200/8



Part Number	A (Inches)	B (Inches)	Weight Per Foot (Estimated)	Weight Per Piece (Estimated)
3147B61	3.250	7.000	26.754	321.048
31410B61	3.250	10.000	38.220	458.640
3124B61	3.500	4.000	16.464	197.568
312412B61	3.500	4.500	18.522	222.264
3125B61	3.500	5.000	20.580	246.960
312512B61	3.500	5.500	22.638	271.656
3127B61	3.500	7.000	28.812	345.744
3128B61	3.500	8.000	32.928	395.136
4412B61	4.000	4.500	21.168	254.016
45B61	4.000	5.000	23.520	282.240
4512B61	4.000	5.500	25.872	310.464
46B61	4.000	6.000	28.224	338.688
47B61	4.000	7.000	32.928	395.136
48B61	4.000	8.000	37.632	451.584
49B61	4.000	9.000	42.336	508.032
410B61	4.000	10.000	47.040	564.480
4126B61	4.500	6.000	31.752	381.024
4129B61	4.500	9.000	47.628	571.536
5512B61	5.000	5.500	32.340	388.080
56B61	5.000	6.000	35.280	423.360
57B61	5.000	7.000	41.160	493.920
58B61	5.000	8.000	47.040	564.480
68B61	6.000	8.000	56.448	677.376
6127B61	6.500	7.000	53.508	642.096
7712B61	7.000	7.500	61.740	740.880

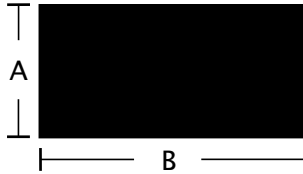


**COAST ALUMINUM**

# Aluminum Rectangular Bar

Extruded 6063-T52 / 16 Foot Lengths

ASTM B221



Part Number	A (Inches)	B (Inches)	Weight Per Foot (Estimated)	Weight Per Piece (Estimated)
1812B63	0.125	0.500	0.075	1.200
1858B63	0.125	0.625	0.094	1.504
1834B63	0.125	0.750	0.113	1.808
181B63	0.125	1.000	0.150	2.400
18114B63	0.125	1.250	0.188	3.008
18112B63	0.125	1.500	0.225	3.600
182B63	0.125	2.000	0.300	4.800
18212B63	0.125	2.500	0.375	6.000
183B63	0.125	3.000	0.450	7.200
184B63	0.125	4.000	0.600	9.600
31612B63	0.188	0.500	0.113	1.808
31634B63	0.188	0.750	0.169	2.704
3161B63	0.188	1.000	0.226	3.616
316114B63	0.188	1.250	0.282	4.512
316112B63	0.188	1.500	0.338	5.408
316134B63	0.188	1.750	0.395	6.320
3162B63	0.188	2.000	0.451	7.216
316212B63	0.188	2.500	0.564	9.024
3163B63	0.188	3.000	0.677	10.832
1412B63	0.250	0.500	0.150	2.400
1434B63	0.250	0.750	0.225	3.600
141B63	0.250	1.000	0.300	4.800
14112B63	0.250	1.500	0.450	7.200
14134B63	0.250	1.750	0.525	8.400
142B63	0.250	2.000	0.600	9.600

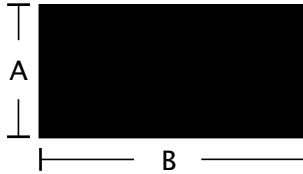


**COAST ALUMINUM**

# Aluminum Rectangular Bar

Extruded 6063-T52 / 16 Foot Lengths

ASTM B221



Part Number	A (Inches)	B (Inches)	Weight Per Foot (Estimated)	Weight Per Piece (Estimated)
14212B63	0.250	2.500	0.750	12.000
143B63	0.250	3.000	0.900	14.400
14312B63	0.250	3.500	1.050	16.800
144B63	0.250	4.000	1.200	19.200
146B63	0.250	6.000	1.800	28.800
3812B63	0.375	0.500	0.225	3.600
3834B63	0.375	0.750	0.338	5.408
381B63	0.375	1.000	0.450	7.200
38114B63	0.375	1.250	0.563	9.008
38112B63	0.375	1.500	0.675	10.800
382B63	0.375	2.000	0.900	14.400
38212B63	0.375	2.500	1.125	18.000
383B63	0.375	3.000	1.350	21.600
38312B63	0.375	3.500	1.575	25.200
384B63	0.375	4.000	1.800	28.800
385B63	0.375	5.000	2.250	36.000
1234B63	0.500	0.750	0.450	7.200
121B63	0.500	1.000	0.600	9.600
12112B63	0.500	1.500	0.900	14.400
122B63	0.500	2.000	1.200	19.200
12212B63	0.500	2.500	1.500	24.000
123B63	0.500	3.000	1.800	28.800
12312B63	0.500	3.500	2.100	33.600
124B63	0.500	4.000	2.400	38.400
126B63	0.500	6.000	3.600	57.600

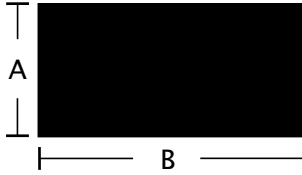


**COAST ALUMINUM**

# Aluminum Rectangular Bar

Extruded 6063-T52 / 16 Foot Lengths

ASTM B221

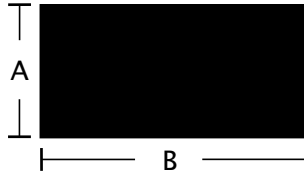


Part Number	A (Inches)	B (Inches)	Weight Per Foot (Estimated)	Weight Per Piece (Estimated)
581B63	0.625	1.000	0.750	12.000
58114B63	0.625	1.250	0.938	15.008
582B63	0.625	2.000	1.500	24.000
341B63	0.750	1.000	0.900	14.400
34114B63	0.750	1.250	1.125	18.000
34112B63	0.750	1.500	1.350	21.600
344B63	0.750	4.000	3.600	57.600
1112B63	1.000	1.500	1.800	28.800
12B63	1.000	2.000	2.400	38.400
13B63	1.000	3.000	3.600	57.600

# Aluminum Rectangular Bar

Cold Finished 7075-T651 / 12 Foot Lengths

ASTM B211, AMS-QQ-A-225/9, AMS 4123



Part Number	A (Inches)	B (Inches)	Weight Per Foot (Estimated)	Weight Per Piece (Estimated)
38212B75T651C	0.375	2.500	1.136	13.632
384B75T651C	0.375	4.000	1.818	21.816
121B75T651C	0.500	1.000	0.606	7.272
122B75T651C	0.500	2.000	1.212	14.544
123B75T651C	0.500	3.000	1.818	21.816
124B75T651C	0.500	4.000	2.424	29.088
341B75T651C	0.750	1.000	0.909	10.908
34112B75T651C	0.750	1.500	1.364	16.368
342B75T651C	0.750	2.000	1.818	21.816
34212B75T651C	0.750	2.500	2.273	27.276
343B75T651C	0.750	3.000	2.727	32.724
1112B75T651C	1.000	1.500	1.818	21.816
12B75T651C	1.000	2.000	2.424	29.088
12120B75T651C	1.000	2.500	3.030	36.360
13B75T651C	1.000	3.000	3.636	43.632
14B75T651C	1.000	4.000	4.848	58.176
16B75T651C	1.000	6.000	7.272	87.264
114112B75T651C	1.250	1.500	2.273	27.276
1142B75T651C	1.250	2.000	3.030	36.360
1143B75T651C	1.250	3.000	4.545	54.540
1144B75T651C	1.250	4.000	6.060	72.720
1146B75T651C	1.250	6.000	9.090	109.080
1122B75T651C	1.500	2.000	3.636	43.632
112212B75T651C	1.500	2.500	4.545	54.540
1123B75T651C	1.500	3.000	5.454	65.448



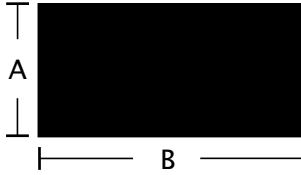
**COAST ALUMINUM**

# Aluminum Rectangular Bar

Cold Finished 7075-T651 / 12 Foot Lengths

ASTM B211, AMS-QQ-A-225/9, AMS 4123

---



Part Number	A (Inches)	B (Inches)	Weight Per Foot (Estimated)	Weight Per Piece (Estimated)
2212B75T651C	2.000	2.500	6.060	72.720
23B75T651C	2.000	3.000	7.272	87.264
24B75T651C	2.000	4.000	9.696	116.352
2123B75T651C	2.500	3.000	9.090	109.080
34B75T651C	3.000	4.000	14.544	174.528
36B75T651C	3.000	6.000	21.816	261.792



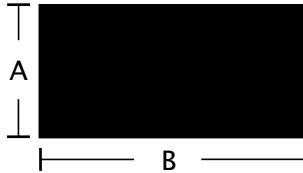
**COAST ALUMINUM**

# Aluminum Rectangular Bar

Cold Finished 7075-T6 / 12 Foot Lengths

ASTM B211, AMS-QQ-A-225/9, AMS 4122

---



Part Number	A (Inches)	B (Inches)	Weight Per Foot (Estimated)	Weight Per Piece (Estimated)
141B75T6C	0.250	1.000	0.303	3.636
142B75T6C	0.250	2.000	0.606	7.272
143B75T6C	0.250	3.000	0.909	10.908
144B75T6C	0.250	4.000	1.212	14.544
381B75T6C	0.375	1.000	0.455	5.460
382B75T6C	0.375	2.000	0.909	10.908
383B75T6C	0.375	3.000	1.364	16.368
384B75T6C	0.375	4.000	1.818	21.816



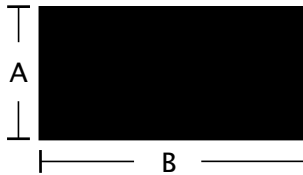
**COAST ALUMINUM**



# Aluminum Rectangular Bar

Extruded 7075-T6511 / 12 Foot Lengths

ASTM B221, AMS-QQ-A-200/11, AMS 4169



Part Number	A (Inches)	B (Inches)	Weight Per Foot (Estimated)	Weight Per Piece (Estimated)
382B75T6511	0.375	2.000	0.909	10.908
121B75T6511	0.500	1.000	0.606	7.272
122B75T6511	0.500	2.000	1.212	14.544
123B75T6511	0.500	3.000	1.818	21.816
126B75T6511	0.500	6.000	3.636	43.632
341B75T6511	0.750	1.000	0.909	10.908
34112B75T6511	0.750	1.500	1.364	16.368
342B75T6511	0.750	2.000	1.818	21.816
344B75T6511	0.750	4.000	3.636	43.632
345B75T6511	0.750	5.000	4.545	54.540
1114B75T6511	1.000	1.250	1.515	18.180
1112B75T6511	1.000	1.500	1.818	21.816
1134B75T6511	1.000	1.750	2.121	25.452
12B75T6511	1.000	2.000	2.424	29.088
12120B75T6511	1.000	2.500	3.030	36.360
13B75T6511	1.000	3.000	3.636	43.632
14B75T6511	1.000	4.000	4.848	58.176
16B75T6511	1.000	6.000	7.272	87.264
1142B75T6511	1.250	2.000	3.030	36.360
1122B75T6511	1.500	2.000	3.636	43.632
1123B75T6511	1.500	3.000	5.454	65.448
1124B75T6511	1.500	4.000	7.272	87.264
112412B75T6511	1.500	4.500	8.181	98.172
1126B75T6511	1.500	6.000	10.908	130.896
1344B75T6511	1.750	4.000	8.484	101.808



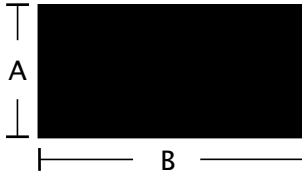
**COAST ALUMINUM**

# Aluminum Rectangular Bar

Extruded 7075-T6511 / 12 Foot Lengths

ASTM B221, AMS-QQ-A-200/11, AMS 4169

---



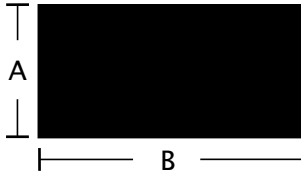
Part Number	A (Inches)	B (Inches)	Weight Per Foot (Estimated)	Weight Per Piece (Estimated)
2212B75T6511	2.000	2.500	6.060	72.720
23B75T6511	2.000	3.000	7.272	87.264
24B75T6511	2.000	4.000	9.696	116.352
26B75T6511	2.000	6.000	14.544	174.528
2124B75T6511	2.500	4.000	12.120	145.440
2126B75T6511	2.500	6.000	18.180	218.160
34B75T6511	3.000	4.000	14.544	174.528
36B75T6511	3.000	6.000	21.816	261.792
46B75T6511	4.000	6.000	29.088	349.056
48B75T6511	4.000	8.000	38.784	465.408

# Aluminum Rectangular Bar

Extruded 7075-T73511 / 12 Foot Lengths

ASTM B221, AMS-QQ-A-200/11, AMS 4167

---



Part Number	A (Inches)	B (Inches)	Weight Per Foot (Estimated)	Weight Per Piece (Estimated)
121B75T73511	0.500	1.000	0.606	7.272
12B75T73511	1.000	2.000	2.424	29.088
1144B75T73511	1.250	4.000	6.060	72.720
2124B75T73511	2.500	4.000	12.120	145.440

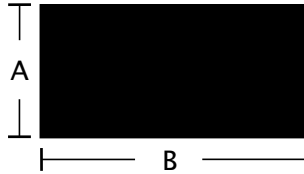


**COAST ALUMINUM**

# Aluminum Rectangular Bar

Cold Finished 2024-T351 / 12 Foot Lengths

ASTM B211, AMS-QQ-A-225/6, AMS 4120



Part Number	A (Inches)	B (Inches)	Weight Per Foot (Estimated)	Weight Per Piece (Estimated)
121B24T351C	0.500	1.000	0.600	7.200
12112B24T351C	0.500	1.500	0.900	10.800
122B24T351C	0.500	2.000	1.200	14.400
12214B24T351C	0.500	2.250	1.350	16.200
12212B24T351C	0.500	2.500	1.500	18.000
123B24T351C	0.500	3.000	1.800	21.600
124B24T351C	0.500	4.000	2.400	28.800
341B24T351C	0.750	1.000	0.900	10.800
34112B24T351C	0.750	1.500	1.350	16.200
342B24T351C	0.750	2.000	1.800	21.600
34212B24T351C	0.750	2.500	2.250	27.000
343B24T351C	0.750	3.000	2.700	32.400
344B24T351C	0.750	4.000	3.600	43.200
1112B24T351C	1.000	1.500	1.800	21.600
12B24T351C	1.000	2.000	2.400	28.800
12120B24T351C	1.000	2.500	3.000	36.000
13B24T351C	1.000	3.000	3.600	43.200
15B24T351C	1.000	5.000	6.000	72.000
16B24T351C	1.000	6.000	7.200	86.400
114112B24T351C	1.250	1.500	2.250	27.000
1142B24T351C	1.250	2.000	3.000	36.000
1143B24T351C	1.250	3.000	4.500	54.000
1144B24T351C	1.250	4.000	6.000	72.000
1122B24T351C	1.500	2.000	3.600	43.200
112212B24T351C	1.500	2.500	4.500	54.000



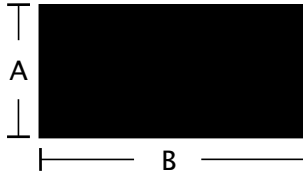
**COAST ALUMINUM**

# Aluminum Rectangular Bar

Cold Finished 2024-T351 / 12 Foot Lengths

ASTM B211, AMS-QQ-A-225/6, AMS 4120

---



Part Number	A (Inches)	B (Inches)	Weight Per Foot (Estimated)	Weight Per Piece (Estimated)
1123B24T351C	1.500	3.000	5.400	64.800
1124B24T351C	1.500	4.000	7.200	86.400
1125B24T351C	1.500	5.000	9.000	108.000
1126B24T351C	1.500	6.000	10.800	129.600
23B24T351C	2.000	3.000	7.200	86.400
2312B24T351C	2.000	3.500	8.400	100.800
24B24T351C	2.000	4.000	9.600	115.200
26B24T351C	2.000	6.000	14.400	172.800
2123B24T351C	2.500	3.000	9.000	108.000
34B24T351C	3.000	4.000	14.400	172.800

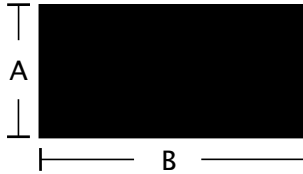


**COAST ALUMINUM**

# Aluminum Rectangular Bar

Extruded 2024-T3511 / 12 Foot Lengths

ASTM B221, AMS-QQ-A-200/3, AMS 4165



Part Number	A (Inches)	B (Inches)	Weight Per Foot (Estimated)	Weight Per Piece (Estimated)
122B24T3511	0.500	2.000	1.200	14.400
124B24T3511	0.500	4.000	2.400	28.800
342B24T3511	0.750	2.000	1.800	21.600
343B24T3511	0.750	3.000	2.700	32.400
12B24T3511	1.000	2.000	2.400	28.800
13B24T3511	1.000	3.000	3.600	43.200
16B24T3511	1.000	6.000	7.200	86.400
1142B24T3511	1.250	2.000	3.000	36.000
1143B24T3511	1.250	3.000	4.500	54.000
1144B24T3511	1.250	4.000	6.000	72.000
1122B24T3511	1.500	2.000	3.600	43.200
1124B24T3511	1.500	4.000	7.200	86.400
1126B24T3511	1.500	6.000	10.800	129.600
2212B24T3511	2.000	2.500	6.000	72.000
23B24T3511	2.000	3.000	7.200	86.400
24B24T3511	2.000	4.000	9.600	115.200
2123B24T3511	2.500	3.000	9.000	108.000
2124B24T3511	2.500	4.000	12.000	144.000
3312B24T3511	3.000	3.500	12.600	151.200
34B24T3511	3.000	4.000	14.400	172.800
35B24T3511	3.000	5.000	18.000	216.000



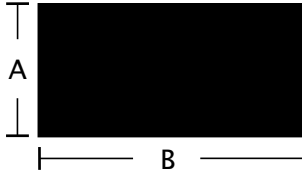
**COAST ALUMINUM**

# Aluminum Rectangular Bar

Cold Finished 2024-T4 / 12 Foot Lengths

ASTM B211, AMS-QQ-A-225/6, AMS 4120

---

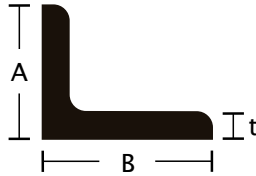


Part Number	A (Inches)	B (Inches)	Weight Per Foot (Estimated)	Weight Per Piece (Estimated)
141B24T4C	0.250	1.000	0.300	3.600
142B24T4C	0.250	2.000	0.600	7.200
143B24T4C	0.250	3.000	0.900	10.800
144B24T4C	0.250	4.000	1.200	14.400
381B24T4C	0.375	1.000	0.450	5.400
382B24T4C	0.375	2.000	0.900	10.800
383B24T4C	0.375	3.000	1.350	16.200
384B24T4C	0.375	4.000	1.800	21.600

# Aluminum Angle

American Standard 6061-T6 / 25 Foot Lengths

ASTM B308



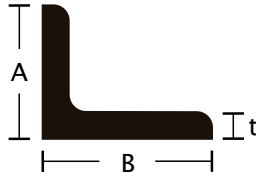
Part Number	A (Inches)	B (Inches)	t (Inches)	Weight Per Foot (Estimated)	Weight Per Piece (Estimated)
343418A61	0.750	0.750	0.125	0.201	5.025
1118A61	1.000	1.000	0.125	0.275	6.875
11316A61	1.000	1.000	0.188	0.400	10.000
1114A61	1.000	1.000	0.250	0.514	12.850
114118A61	1.250	1.000	0.125	0.314	7.850
11411418A61	1.250	1.250	0.125	0.343	8.575
114114316A61	1.250	1.250	0.188	0.510	12.750
11411414A61	1.250	1.250	0.250	0.656	16.400
11211418A61	1.500	1.250	0.125	0.387	9.675
112114316A61	1.500	1.250	0.188	0.566	14.150
11211414A61	1.500	1.250	0.250	0.734	18.350
11211218A61	1.500	1.500	0.125	0.432	10.800
112112316A61	1.500	1.500	0.188	0.619	15.475
11211214A61	1.500	1.500	0.250	0.809	20.225
11211238A61	1.500	1.500	0.375	1.182	29.550
13411418A61	1.750	1.250	0.125	0.421	10.525
134114316A61	1.750	1.250	0.188	0.621	15.525
13411414A61	1.750	1.250	0.250	0.809	20.225
13413418A61	1.750	1.750	0.125	0.497	12.425
134134316A61	1.750	1.750	0.188	0.731	18.275
13413414A61	1.750	1.750	0.250	0.956	23.900
211218A61	2.000	1.500	0.125	0.496	12.400
2112316A61	2.000	1.500	0.188	0.731	18.275
211214A61	2.000	1.500	0.250	0.956	23.900
211238A61	2.000	1.500	0.375	1.378	34.450



# Aluminum Angle

American Standard 6061-T6 / 25 Foot Lengths

ASTM B308

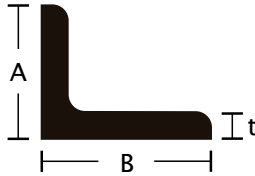


Part Number	A (Inches)	B (Inches)	t (Inches)	Weight Per Foot (Estimated)	Weight Per Piece (Estimated)
2218A61	2.000	2.000	0.125	0.577	14.425
22316A61	2.000	2.000	0.188	0.850	21.250
2214A61	2.000	2.000	0.250	1.110	27.750
22516A61	2.000	2.000	0.313	1.364	34.100
2238A61	2.000	2.000	0.375	1.606	40.150
21211218A61	2.500	1.500	0.125	0.586	14.650
21211214A61	2.500	1.500	0.250	1.110	27.750
2122316A61	2.500	2.000	0.188	0.961	24.025
212214A61	2.500	2.000	0.250	1.257	31.425
212238A61	2.500	2.000	0.375	1.828	45.700
21221218A61	2.500	2.500	0.125	0.724	18.100
212212316A61	2.500	2.500	0.188	1.070	26.750
21221214A61	2.500	2.500	0.250	1.404	35.100
212212516A61	2.500	2.500	0.313	1.729	43.225
21221238A61	2.500	2.500	0.375	2.047	51.175
21221212A61	2.500	2.500	0.500	2.654	66.350
3112316A61	3.000	1.500	0.188	0.980	24.500
32316A61	3.000	2.000	0.188	1.071	26.775
3214A61	3.000	2.000	0.250	1.403	35.075
3238A61	3.000	2.000	0.375	2.046	51.150
321214A61	3.000	2.500	0.250	1.537	38.425
321238A61	3.000	2.500	0.375	2.253	56.325
33316A61	3.000	3.000	0.188	1.275	31.875
3314A61	3.000	3.000	0.250	1.684	42.100
3338A61	3.000	3.000	0.375	2.474	61.850

# Aluminum Angle

American Standard 6061-T6 / 25 Foot Lengths

ASTM B308

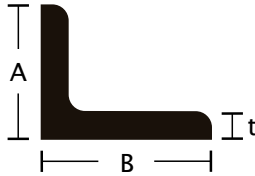


Part Number	A (Inches)	B (Inches)	t (Inches)	Weight Per Foot (Estimated)	Weight Per Piece (Estimated)
3312A61	3.000	3.000	0.500	3.227	80.675
31221214A61	3.500	2.500	0.250	1.684	42.100
31221238A61	3.500	2.500	0.375	2.474	61.850
312314A61	3.500	3.000	0.250	1.842	46.050
31231214A61	3.500	3.500	0.250	1.989	49.725
31231238A61	3.500	3.500	0.375	2.926	73.150
31231212A61	3.500	3.500	0.500	3.826	95.650
4214A61	4.000	2.000	0.250	1.729	43.225
4238A61	4.000	2.000	0.375	2.485	62.125
4314A61	4.000	3.000	0.250	1.988	49.700
4338A61	4.000	3.000	0.375	2.926	73.150
4312A61	4.000	3.000	0.500	3.826	95.650
4414A61	4.000	4.000	0.250	2.283	57.075
4438A61	4.000	4.000	0.375	3.366	84.150
4412A61	4.000	4.000	0.500	4.414	110.350
4434A61	4.000	4.000	0.750	6.399	159.975
5314A61	5.000	3.000	0.250	2.269	56.725
5338A61	5.000	3.000	0.375	3.349	83.725
5312A61	5.000	3.000	0.500	4.396	109.900
5538A61	5.000	5.000	0.375	4.237	105.925
5514A61	5.000	5.000	0.250	2.894	72.350
5512A61	5.000	5.000	0.500	5.578	139.450
6314A61	6.000	3.000	0.250	2.604	65.100
6312516A61	6.000	3.500	0.313	3.385	84.625
631212A61	6.000	3.500	0.500	5.306	132.650

# Aluminum Angle

American Standard 6061-T6 / 25 Foot Lengths

ASTM B308



Part Number	A (Inches)	B (Inches)	t (Inches)	Weight Per Foot (Estimated)	Weight Per Piece (Estimated)
6414A61	6.000	4.000	0.250	2.957	73.925
6438A61	6.000	4.000	0.375	4.237	105.925
6412A61	6.000	4.000	0.500	5.578	139.450
6614A61	6.000	6.000	0.250	3.486	87.150
6638A61	6.000	6.000	0.375	5.119	127.975
6612A61	6.000	6.000	0.500	6.754	168.850
6634A61	6.000	6.000	0.750	9.915	247.875
8634A61	8.000	6.000	0.750	11.679	291.975
8812A61	8.000	8.000	0.500	9.141	228.525
8834A61	8.000	8.000	0.750	13.478	336.950
881A61	8.000	8.000	1.000	17.667	441.675

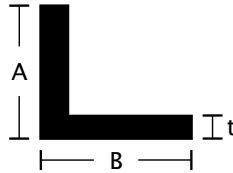


**COAST ALUMINUM**

# Aluminum Angle

Sharp Corners 6063-T52 / 16 Foot Lengths

ASTM B221



Part Number	A (Inches)	B (Inches)	t (Inches)	Weight Per Foot (Estimated)	Weight Per Piece (Estimated)
3812116A63	0.375	0.500	0.062	0.060	0.960
3834332A63	0.375	0.750	0.094	0.116	1.856
383418A63	0.375	0.750	0.125	0.150	2.400
1212116A63	0.500	0.500	0.062	0.070	1.120
121218A63	0.500	0.500	0.125	0.131	2.096
1234116A63	0.500	0.750	0.063	0.088	1.408
123418A63	0.500	0.750	0.125	0.169	2.704
121116A63	0.500	1.000	0.062	0.107	1.712
12118A63	0.500	1.000	0.125	0.206	3.296
1211418A63	0.500	1.250	0.125	0.244	3.904
1211218A63	0.500	1.500	0.125	0.281	4.496
12218A63	0.500	2.000	0.125	0.356	5.696
585818A63	0.625	0.625	0.125	0.169	2.704
3434116A63	0.750	0.750	0.062	0.107	1.712
343418A63	0.750	0.750	0.125	0.206	3.296
34118A63	0.750	1.000	0.125	0.244	3.904
3411418A63	0.750	1.250	0.125	0.281	4.496
3411218A63	0.750	1.500	0.125	0.319	5.104
34218A63	0.750	2.000	0.125	0.394	6.304
11116A63	1.000	1.000	0.062	0.144	2.304
1118A63	1.000	1.000	0.125	0.281	4.496
11316A63	1.000	1.000	0.188	0.409	6.544
1114A63	1.000	1.000	0.250	0.525	8.400
111418A63	1.000	1.250	0.125	0.319	5.104
111414A63	1.000	1.250	0.250	0.600	9.600

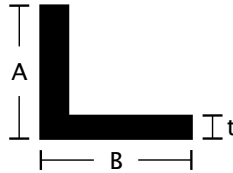


**COAST ALUMINUM**

# Aluminum Angle

Sharp Corners 6063-T52 / 16 Foot Lengths

ASTM B221



Part Number	A (Inches)	B (Inches)	t (Inches)	Weight Per Foot (Estimated)	Weight Per Piece (Estimated)
1112116A63	1.000	1.500	0.063	0.184	2.944
111218A63	1.000	1.500	0.125	0.356	5.696
1112316A63	1.000	1.500	0.188	0.522	8.352
113418A63	1.000	1.750	0.125	0.394	6.304
12116A63	1.000	2.000	0.062	0.219	3.504
1218A63	1.000	2.000	0.125	0.431	6.896
121518A63	1.000	2.500	0.125	0.506	8.096
1318A63	1.000	3.000	0.125	0.581	9.296
1418A63	1.000	4.000	0.125	0.731	11.696
11411418A63	1.250	1.250	0.125	0.356	5.696
114114316A63	1.250	1.250	0.188	0.522	8.352
11431218A63	1.250	3.500	0.125	0.694	11.104
112112116A63	1.500	1.500	0.062	0.219	3.504
11211218A63	1.500	1.500	0.125	0.431	6.896
112112316A63	1.500	1.500	0.188	0.634	10.144
11211214A63	1.500	1.500	0.250	0.825	13.200
112218A63	1.500	2.000	0.125	0.506	8.096
13413418A63	1.750	1.750	0.125	0.506	8.096
134134316A63	1.750	1.750	0.188	0.747	11.952
22116A63	2.000	2.000	0.063	0.307	4.912
2218A63	2.000	2.000	0.125	0.581	9.296
22316A63	2.000	2.000	0.188	0.860	13.760
2214A63	2.000	2.000	0.250	1.125	18.000
2318A63	2.000	3.000	0.125	0.731	11.696
2314A63	2.000	3.000	0.250	1.425	22.800

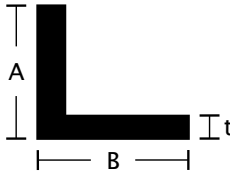


**COAST ALUMINUM**

# Aluminum Angle

Sharp Corners 6063-T52 / 16 Foot Lengths

ASTM B221

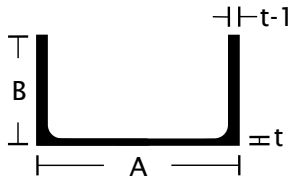


Part Number	A (Inches)	B (Inches)	t (Inches)	Weight Per Foot (Estimated)	Weight Per Piece (Estimated)
2418A63	2.000	4.000	0.125	0.881	14.096
2414A63	2.000	4.000	0.250	1.725	27.600
21221218A63	2.500	2.500	0.125	0.731	11.696
3318A63	3.000	3.000	0.125	0.881	14.096
33316A63	3.000	3.000	0.188	1.311	20.976
3314A63	3.000	3.000	0.250	1.725	27.600
3418A63	3.000	4.000	0.125	1.031	16.496
3518A63	3.000	5.000	0.125	1.181	18.896
4418A63	4.000	4.000	0.125	1.181	18.896

# Aluminum Channel

Aluminum Association 6061-T6 / 25 Foot Lengths

ASTM B308

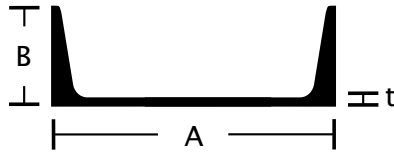


Part Number	A (Inches)	B (Inches)	t (Inches)	t-1 (Inches)	Weight Per Foot (Estimated)	Weight Per Piece (Estimated)
2CAA130	2.000	1.000	0.130	0.130	0.557	13.925
2CAA170	2.000	1.250	0.170	0.260	1.071	26.775
3CAA130	3.000	1.500	0.130	0.200	1.135	28.375
3CAA170	3.000	1.750	0.170	0.260	1.597	39.925
4CAA150	4.000	2.000	0.150	0.230	1.738	43.450
4CAA190	4.000	2.250	0.190	0.290	2.331	58.275
5CAA150	5.000	2.250	0.150	0.260	2.212	55.300
5CAA190	5.000	2.750	0.190	0.320	3.089	77.225
6CAA170	6.000	2.500	0.170	0.290	2.834	70.850
6CAA210	6.000	3.250	0.210	0.350	4.030	100.750
7CAA170	7.000	2.750	0.170	0.290	3.205	80.125
7CAA210	7.000	3.500	0.210	0.380	4.715	117.875
8CAA190	8.000	3.000	0.190	0.350	4.147	103.675
8CAA250	8.000	3.750	0.250	0.410	5.789	144.725
9CAA230	9.000	3.250	0.230	0.350	4.983	124.575
9CAA290	9.000	4.000	0.290	0.440	6.970	174.250
10CAA250	10.000	3.500	0.250	0.410	6.136	153.400
10CAA310	10.000	4.250	0.310	0.500	8.360	209.000
12CAA290	12.000	4.000	0.290	0.470	8.274	206.850
12CAA350	12.000	5.000	0.350	0.620	11.822	295.550

# Aluminum Channel

American Standard 6061-T6 / 25 Foot Lengths

ASTM B308



Part Number	A (Inches)	B (Inches)	t (Inches)	Weight Per Foot (Estimated)	Weight Per Piece (Estimated)
3CAS170	3.000	1.410	0.170	1.417	35.425
3CAS258	3.000	1.498	0.258	1.729	43.225
3CAS356	3.000	1.596	0.356	2.074	51.850
4CAS180	4.000	1.580	0.180	1.846	46.150
4CAS247	4.000	1.647	0.247	2.161	54.025
4CAS320	4.000	1.720	0.320	2.504	62.600
4CAS250*	4.000	2.000	0.250	2.250	56.250
5CAS190	5.000	1.750	0.190	2.316	57.900
5CAS325	5.000	1.885	0.325	3.108	77.700
5CAS472	5.000	2.032	0.472	3.975	99.375
6CAS200	6.000	1.920	0.200	2.826	70.650
6CAS225	6.000	1.945	0.225	3.002	75.050
6CAS314	6.000	2.034	0.314	3.631	90.775
6CAS437	6.000	2.157	0.437	4.498	112.450
7CAS230	7.000	2.110	0.230	3.541	88.525
7CAS314	7.000	2.194	0.314	4.232	105.800
7CAS419	7.000	2.299	0.419	5.097	127.425
7CAS524	7.000	2.404	0.524	5.962	149.050
8CAS250	8.000	2.290	0.250	4.252	106.300
8CAS303	8.000	2.343	0.303	4.751	118.775
8CAS395	8.000	2.435	0.395	5.617	140.425
8CAS487	8.000	2.527	0.487	6.484	162.100
9CAS448	9.000	2.648	0.448	6.911	172.775

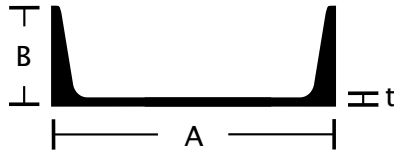
\* Not officially an American Standard channel



# Aluminum Channel

American Standard 6061-T6 / 25 Foot Lengths

ASTM B308

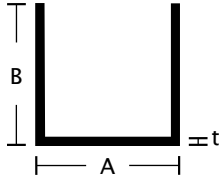


Part Number	A (Inches)	B (Inches)	t (Inches)	Weight Per Foot (Estimated)	Weight Per Piece (Estimated)
10CAS240	10.000	2.600	0.240	5.278	131.950
10CAS526	10.000	2.886	0.526	8.641	216.025
12CAS300	12.000	2.960	0.300	7.411	185.275
12CAS387	12.000	3.047	0.387	8.639	215.975
12CAS510	12.000	3.170	0.510	10.374	259.350
15CAS400	15.000	3.400	0.400	11.708	292.700

# Aluminum Channel

Sharp Corners 6063-T52 / 16 Foot Lengths

ASTM B221

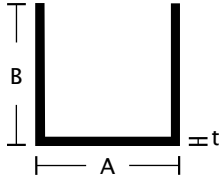


Part Number	A (Inches)	B (Inches)	t (Inches)	Weight Per Foot (Estimated)	Weight Per Piece (Estimated)
3838764C63	0.375	0.375	0.109	0.119	1.904
123818C63	0.500	0.375	0.125	0.150	2.400
1212116C63	0.500	0.500	0.062	0.102	1.632
1212332C63	0.500	0.500	0.094	0.148	2.368
121218C63	0.500	0.500	0.125	0.188	3.008
123418C63	0.500	0.750	0.125	0.263	4.208
585818C63	0.625	0.625	0.125	0.244	3.904
343818C63	0.750	0.375	0.125	0.188	3.008
341218C63	0.750	0.500	0.125	0.225	3.600
3434116C63	0.750	0.750	0.065	0.165	2.640
343418C63	0.750	0.750	0.125	0.300	4.800
34118C63	0.750	1.000	0.125	0.375	6.000
3411218C63	0.750	1.500	0.125	0.525	8.400
11218C63	1.000	0.500	0.125	0.263	4.208
13418C63	1.000	0.750	0.125	0.338	5.408
11116C63	1.000	1.000	0.062	0.214	3.424
1118C63	1.000	1.000	0.125	0.413	6.608
111218C63	1.000	1.500	0.125	0.563	9.008
1141218C63	1.250	0.500	0.125	0.300	4.800
1143418C63	1.250	0.750	0.125	0.375	6.000
11411418C63	1.250	1.250	0.125	0.525	8.400
1121218C63	1.500	0.500	0.125	0.338	5.408
1123418C63	1.500	0.750	0.125	0.413	6.608
112118C63	1.500	1.000	0.125	0.488	7.808
11211218C63	1.500	1.500	0.125	0.638	10.208

# Aluminum Channel

Sharp Corners 6063-T52 / 16 Foot Lengths

ASTM B221

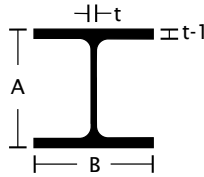


Part Number	A (Inches)	B (Inches)	t (Inches)	Weight Per Foot (Estimated)	Weight Per Piece (Estimated)
11211214C63	1.500	1.500	0.250	1.200	19.200
1341218C63	1.750	0.500	0.125	0.375	6.000
1343418C63	1.750	0.750	0.125	0.450	7.200
134118C63	1.750	1.000	0.125	0.525	8.400
13413418C63	1.750	1.750	0.125	0.750	12.000
21218C63	2.000	0.500	0.125	0.413	6.608
2118C63	2.000	1.000	0.125	0.563	9.008
211218C63	2.000	1.500	0.125	0.713	11.408
2218C63	2.000	2.000	0.125	0.863	13.808
2214C63	2.000	2.000	0.250	1.650	26.400
2147818C63	2.250	0.875	0.125	0.563	9.008
212118C63	2.500	1.000	0.125	0.638	10.208
21211218C63	2.500	1.500	0.125	0.788	12.608
212218C63	2.500	2.000	0.125	0.938	15.008
21221218C63	2.500	2.500	0.125	1.088	17.408
31218C63	3.000	0.500	0.125	0.563	9.008
3118C63	3.000	1.000	0.125	0.713	11.408
311218C63	3.000	1.500	0.125	0.863	13.808
3112316C63	3.000	1.500	0.188	1.269	20.304
3218C63	3.000	2.000	0.125	1.013	16.208
3318C63	3.000	3.000	0.125	1.313	21.008
4118C63	4.000	1.000	0.125	0.863	13.808
52316C63	5.000	2.000	0.188	1.946	31.136

# Aluminum I-Beam

Aluminum Association 6061-T6 / 25 Foot Lengths

ASTM B308

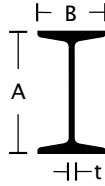


Part Number	A (Inches)	B (Inches)	t (Inches)	t-1 (Inches)	Weight Per Foot (Estimated)	Weight Per Piece (Estimated)
3IAA130	3.000	2.500	0.130	0.200	1.637	40.925
3IAA150	3.000	2.500	0.150	0.260	2.030	50.750
4IAA150	4.000	3.000	0.150	0.230	2.311	57.775
4IAA170	4.000	3.000	0.170	0.290	2.793	69.825
5IAA190	5.000	3.500	0.190	0.320	3.700	92.500
6IAA190	6.000	4.000	0.190	0.290	4.030	100.750
6IAA210	6.000	4.000	0.210	0.350	4.692	117.300
7IAA230	7.000	4.500	0.230	0.380	5.800	145.000
8IAA230	8.000	5.000	0.230	0.350	6.181	154.525
8IAA250	8.000	5.000	0.250	0.410	7.023	175.575
10IAA250	10.000	6.000	0.250	0.410	8.646	216.150
10IAA290	10.000	6.000	0.290	0.500	10.286	257.150
12IAA290	12.000	7.000	0.290	0.470	11.672	291.800
12IAA310	12.000	7.000	0.310	0.620	14.292	357.300

# Aluminum I-Beam

American Standard 6061-T6 / 25 Foot Lengths

ASTM B308



Part Number	A (Inches)	B (Inches)	t (Inches)	Weight Per Foot (Estimated)	Weight Per Piece (Estimated)
3IAS170	3.000	2.330	0.170	1.963	49.075
3IAS349	3.000	2.509	0.349	2.591	64.775
4IAS190	4.000	2.660	0.190	2.644	66.100
4IAS326	4.000	2.796	0.326	3.283	82.075
5IAS210	5.000	3.000	0.210	3.430	85.750
5IAS494	5.000	3.284	0.494	5.100	127.500
6IAS230	6.000	3.330	0.230	4.302	107.550
6IAS343	6.000	3.443	0.343	5.099	127.475
8IAS270	8.000	4.000	0.270	6.348	158.700
8IAS532	8.000	4.262	0.532	8.813	220.325
10IAS310	10.000	4.660	0.310	8.764	219.100

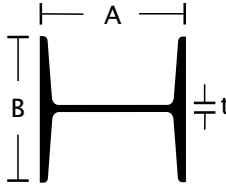


**COAST ALUMINUM**

# Aluminum H-Beam

6061-T6 / 25 Foot Lengths

ASTM B308

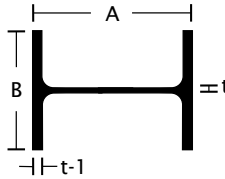


Part Number	A (Inches)	B (Inches)	t (Inches)	Weight Per Foot (Estimated)	Weight Per Piece (Estimated)
4H313	4.000	4.000	0.313	4.758	118.950
5H313	5.000	5.000	0.313	6.494	162.350
6H250	6.000	5.938	0.250	7.853	196.325
8H500	8.000	8.125	0.500	12.995	324.875

# Aluminum Wide Flange Beam

6061-T6 / 25 Foot Lengths

ASTM B308

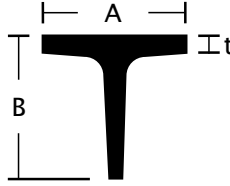


Part Number	A (Inches)	B (Inches)	t (Inches)	t-1 (Inches)	Weight Per Foot (Estimated)	Weight Per Piece (Estimated)
6WF240	6.000	6.000	0.240	0.269	5.401	135.025
8WF245	8.000	6.500	0.245	0.398	8.321	208.025
8WF288	8.000	8.000	0.288	0.433	10.725	268.125
1194WF294	11.940	8.000	0.294	0.516	13.844	346.100

# Aluminum Tee

American Standard 6061-T6 / 25 Foot Lengths

ASTM B308



Part Number	A (Inches)	B (Inches)	t (Inches)	Weight Per Foot (Estimated)	Weight Per Piece (Estimated)
112112316T61SC*	1.500	1.500	0.188	0.634	15.850
11211214T61	1.500	1.500	0.250	0.869	21.725
2214T61	2.000	2.000	0.250	1.259	31.475
212212516T61	2.500	2.500	0.313	1.950	48.750
3338T61	3.000	3.000	0.375	2.717	67.925
4438T61	4.000	4.000	0.375	3.743	93.575

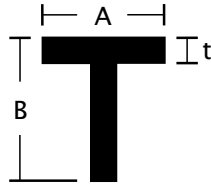
\* Sharp corners



# Aluminum Tee

Sharp Corners 6063-T52 / 16 Foot Lengths

ASTM B221



Part Number	A (Inches)	B (Inches)	t (Inches)	Weight Per Foot (Estimated)	Weight Per Piece (Estimated)
343418T63	0.750	0.750	0.125	0.206	3.296
13418T63	1.000	0.750	0.125	0.244	3.904
1118T63	1.000	1.000	0.125	0.281	4.496
11211218T63	1.500	1.500	0.125	0.431	6.896
23418T63	2.000	0.750	0.125	0.394	6.304
2218T63	2.000	2.000	0.125	0.581	9.296
22316T63	2.000	2.000	0.188	0.860	13.760
2214T63	2.000	2.000	0.250	1.125	18.000

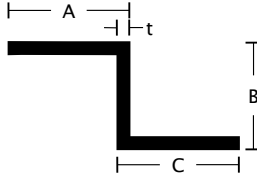


**COAST ALUMINUM**

# Aluminum Zee

Sharp Corners 6063-T52 / 16 Foot Lengths

ASTM B221



Part Number	A (Inches)	B (Inches)	C (Inches)	t (Inches)	Weight Per Foot (Estimated)	Weight Per Piece (Estimated)
34783418Z63	0.750	0.875	0.750	0.125	0.319	5.104
118111818Z63	1.125	1.000	1.125	0.125	0.450	7.200



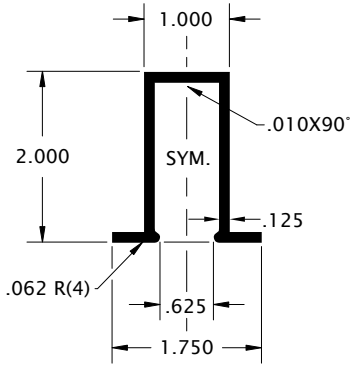




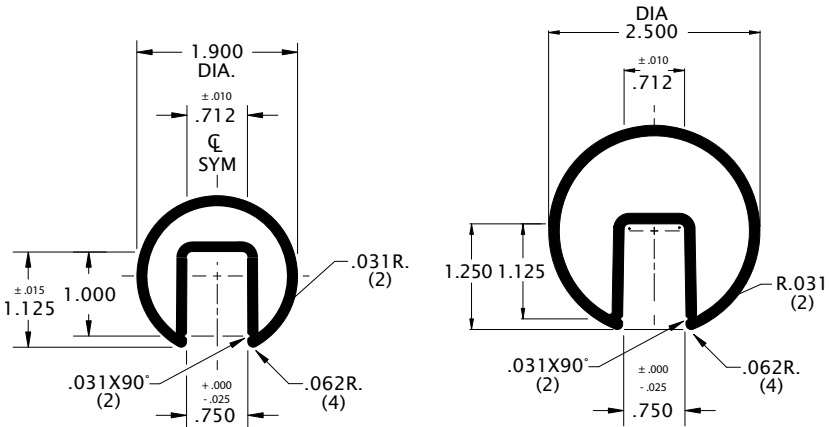
# Glass Handrail System

## Hat Channel and Handrail Cap

ASTM B221



Part Number	Description	Alloy	Dimension	Weight Per Foot (Estimated)	Weight Per Piece (Estimated)
HAT	Glass Hat Channel	6063-T52	16 Feet	0.840	13.440

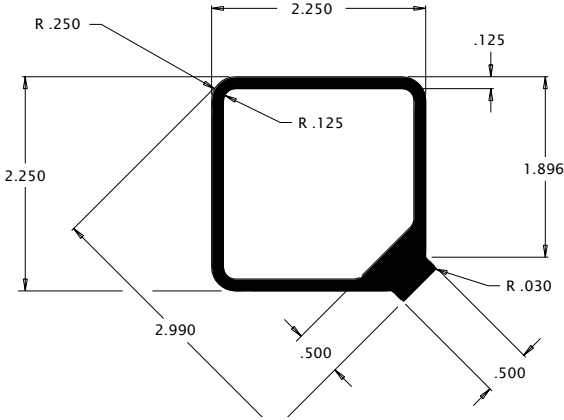


Part Number	Description	Alloy	Dimension	Weight Per Foot (Estimated)	Weight Per Piece (Estimated)
2HR63	2" Handrail	6063-T6	20 Feet	1.144	22.880
212HR63	2.5" Handrail	6063-T6	20 Feet	1.464	29.280

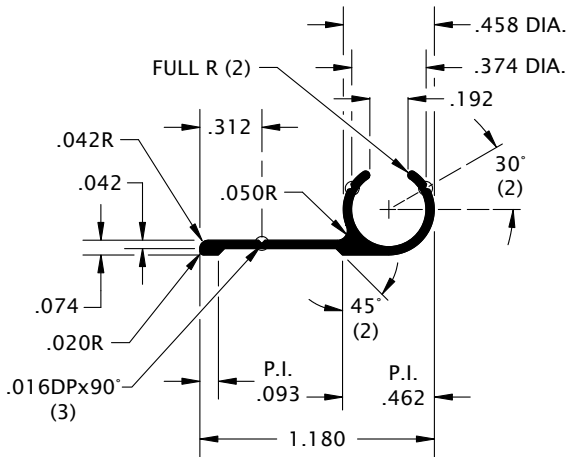
# Miscellaneous Aluminum

## Stage Bracket and Awning Hangrail / 20 Foot Lengths

ASTM B221, AMS-QQ-A-200/8 and ASTM B221



Part Number	Description	Alloy	Weight Per Foot (Estimated)	Weight Per Piece (Estimated)
SB	Stage Bracket	6061-T6	1.465	29.300



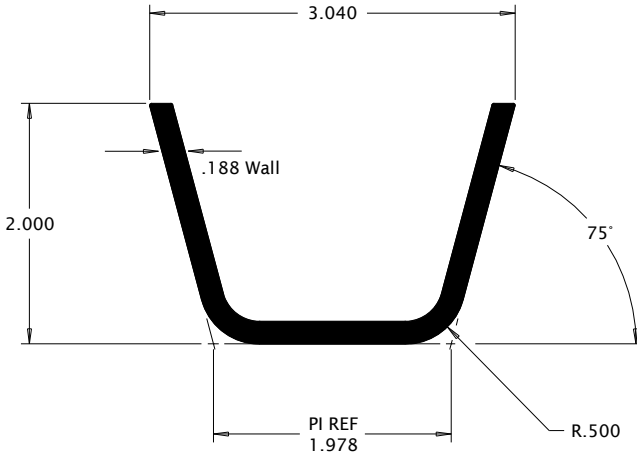
Part Number	Description	Alloy	Weight Per Foot (Estimated)	Weight Per Piece (Estimated)
AHR	Awning Hang Rail	6063-T5	0.107	2.140



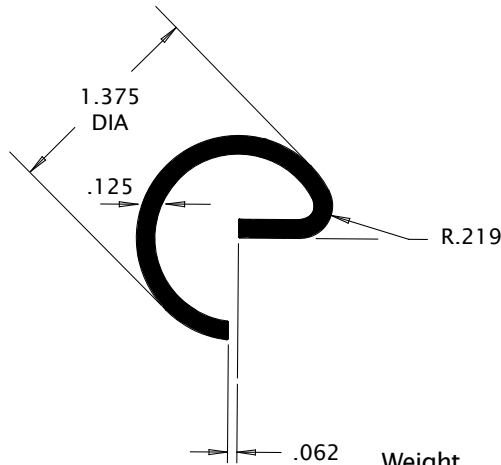
# Marine Aluminum

Hull Stiffener / G-Shape Gunwale / 25 Foot Lengths

ASTM B308 / ASTM B221



Part Number	Description	Alloy	Weight Per Foot (Estimated)	Weight Per Piece (Estimated)
HULL	Hull Stiffener	6061-T6	1.262	31.550



Part Number	Description	Alloy	Weight Per Foot (Estimated)	Weight Per Piece (Estimated)
GGUNWALE	G-Shape Gunwale	6063-T52	0.497	12.425



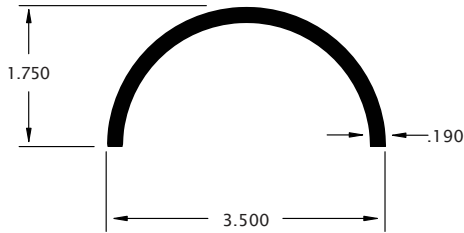


# Marine Aluminum

Half Tube / 20 Foot Lengths

ASTM B221

---

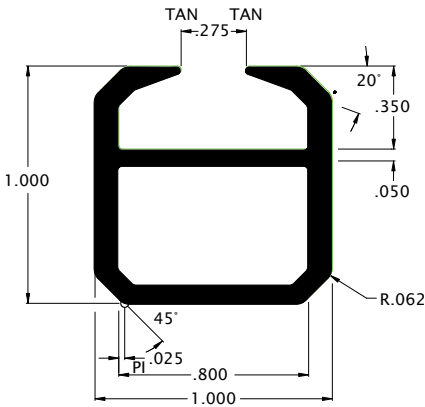
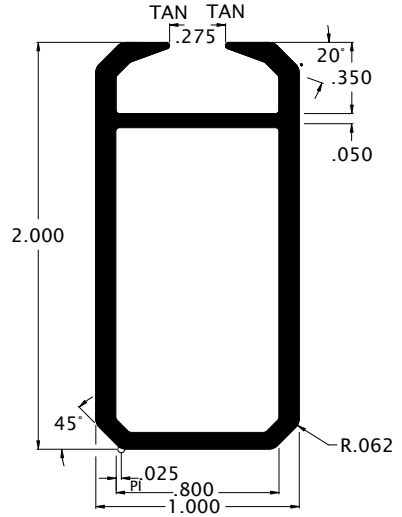
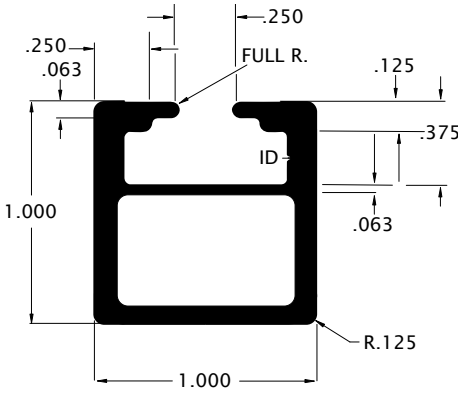


Part Number	Description	Alloy	Weight Per Foot (Estimated)	Weight Per Piece (Estimated)
312190HTB61	3.5" Half Tube	6061-T6	1.184	23.680

# Aluminum Awning Frames

Awning Frame 6063-T52 / 25 Foot Lengths

ASTM B221

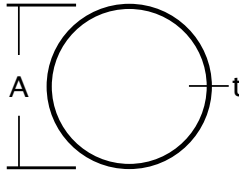


Part Number	Description	Weight Per Foot (Estimated)	Weight Per Piece (Estimated)
11AWNING	1 x 1 Awning Frame	0.510	12.750
11AWNINGW	1 x 1 Awning Frame, Wide Mouth	0.402	10.050
12AWNING	1 x 2 Awning Frame	0.642	16.050

# Aluminum Round Tube

Structural 6061-T6 / 20 Foot Lengths

ASTM B221, AMS-QQ-A-200/8

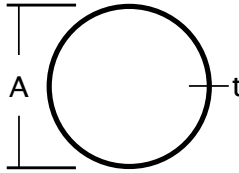


Part Number	A (Inches)	t (Inches)	Weight Per Foot (Estimated)	Weight Per Piece (Estimated)
1218TB61	0.500	0.125	0.173	3.460
5818TB61	0.625	0.125	0.231	4.620
34116TB61	0.750	0.063	0.159	3.180
3418TB61	0.750	0.125	0.289	5.780
7818TB61	0.875	0.125	0.346	6.920
1116TB61	1.000	0.063	0.216	4.320
1083TB61	1.000	0.083	0.281	5.620
118TB61	1.000	0.125	0.404	8.080
1316TB61	1.000	0.188	0.564	11.280
114TB61	1.000	0.250	0.693	13.860
118116TB61	1.125	0.062	0.243	4.860
11818TB61	1.125	0.125	0.462	9.240
11814TB61	1.125	0.250	0.808	16.160
114116TB61	1.250	0.065	0.285	5.700
11418TB61	1.250	0.125	0.520	10.400
114316TB61	1.250	0.188	0.738	14.760
13818TB61	1.375	0.125	0.577	11.540
112116TB61	1.500	0.065	0.345	6.900
11218TB61	1.500	0.125	0.635	12.700
112316TB61	1.500	0.188	0.911	18.220
11214TB61	1.500	0.250	1.155	23.100
158116TB61	1.625	0.063	0.364	7.280
15818TB61	1.625	0.125	0.693	13.860
134116TB61	1.750	0.065	0.405	8.100
13418TB61	1.750	0.125	0.750	15.000

# Aluminum Round Tube

Structural 6061-T6 / 20 Foot Lengths

ASTM B221, AMS-QQ-A-200/8

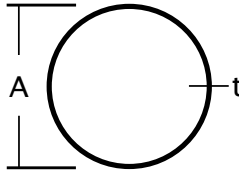


Part Number	A (Inches)	t (Inches)	Weight Per Foot (Estimated)	Weight Per Piece (Estimated)
134316TB61	1.750	0.188	1.085	21.700
13414TB61	1.750	0.250	1.385	27.700
178316TB61	1.875	0.188	1.172	23.440
2116TB61	2.000	0.063	0.451	9.020
218TB61	2.000	0.125	0.866	17.320
2316TB61	2.000	0.188	1.258	25.160
214TB61	2.000	0.250	1.616	32.320
238TB61	2.000	0.375	2.251	45.020
212TB61	2.000	0.500	2.771	55.420
214116TB61	2.250	0.065	0.525	10.500
21418TB61	2.250	0.125	0.981	19.620
214316TB61	2.250	0.188	1.432	28.640
21414TB61	2.250	0.250	1.847	36.940
21412TB61	2.250	0.500	3.233	64.660
212116TB61	2.500	0.065	0.584	11.680
21218TB61	2.500	0.125	1.097	21.940
212316TB61	2.500	0.188	1.606	32.120
21214TB61	2.500	0.250	2.078	41.560
21212TB61	2.500	0.500	3.695	73.900
23418TB61	2.750	0.125	1.212	24.240
23414TB61	2.750	0.250	2.309	46.180
3116TB61	3.000	0.063	0.684	13.680
318TB61	3.000	0.125	1.328	26.560
3316TB61	3.000	0.188	1.953	39.060
314TB61	3.000	0.250	2.540	50.800

# Aluminum Round Tube

Structural 6061-T6 / 20 Foot Lengths

ASTM B221, AMS-QQ-A-200/8



Part Number	A (Inches)	t (Inches)	Weight Per Foot (Estimated)	Weight Per Piece (Estimated)
338TB61	3.000	0.375	3.637	72.740
312TB61	3.000	0.500	4.618	92.360
31414TB61	3.250	0.250	2.770	55.400
31218TB61	3.500	0.125	1.558	31.160
312316TB61	3.500	0.188	2.300	46.000
31214TB61	3.500	0.250	3.002	60.040
31238TB61	3.500	0.375	4.330	86.600
4116TB61	4.000	0.065	0.945	18.900
418TB61	4.000	0.125	1.790	35.800
4316TB61	4.000	0.188	2.648	52.960
414TB61	4.000	0.250	3.464	69.280
438TB61	4.000	0.375	5.022	100.440
412TB61	4.000	0.500	6.465	129.300
434TB61	4.000	0.750	9.005	180.100
41414TB61	4.250	0.250	3.695	73.900
41412TB61	4.250	0.500	6.927	138.540
41212TB61	4.500	0.500	7.389	147.780
518TB61	5.000	0.125	2.251	45.020
5316TB61	5.000	0.188	3.342	66.840
514TB61	5.000	0.250	4.387	87.740
512TB61	5.000	0.500	8.313	166.260
51412TB61	5.250	0.500	8.774	175.480
51218TB61	5.500	0.125	2.482	49.640
51212TB61	5.500	0.500	9.236	184.720
618TB61	6.000	0.125	2.713	54.260



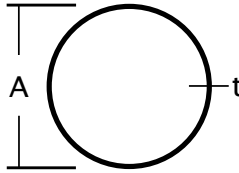
**COAST ALUMINUM**

# Aluminum Round Tube

Structural 6061-T6 / 20 Foot Lengths

ASTM B221, AMS-QQ-A-200/8

---



Part Number	A (Inches)	t (Inches)	Weight Per Foot (Estimated)	Weight Per Piece (Estimated)
614TB61	6.000	0.250	5.311	106.220
638TB61	6.000	0.375	7.793	155.860
612TB61	6.000	0.500	10.160	203.200
61214TB61	6.500	0.250	5.773	115.460
818STB61*	8.000	0.125	3.637	72.740
814TB61	8.000	0.250	7.158	143.160
814STB61*	8.000	0.250	7.158	143.160
838TB61	8.000	0.375	10.564	211.280
812TB61	8.000	0.500	13.854	277.080
1212STB61*	12.000	0.500	21.243	424.860

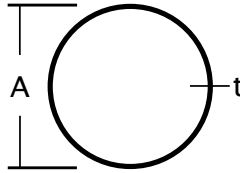
\* Seamless

---

# Aluminum Round Tube

Structural 6063-T52 / 24 Foot Lengths

ASTM B221



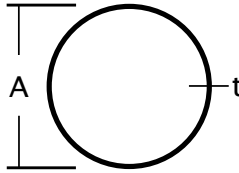
Part Number	A (Inches)	t (Inches)	Weight Per Foot (Estimated)	Weight Per Piece (Estimated)
12116TB63	0.500	0.065	0.107	2.568
58116TB63	0.625	0.059	0.126	3.024
34116TB63	0.750	0.063	0.163	3.912
78116TB63	0.875	0.065	0.198	4.752
1116TB63	1.000	0.062	0.219	5.256
118TB63	1.000	0.125	0.412	9.888
118116TB63	1.125	0.065	0.260	6.240
11418TB63	1.250	0.125	0.530	12.720
138116TB63	1.375	0.065	0.321	7.704
11218TB63	1.500	0.125	0.648	15.552
112316TB63	1.500	0.188	0.930	22.320
2116TB63	2.000	0.063	0.460	11.040
218TB63	2.000	0.125	0.884	21.216
21418TB63	2.250	0.125	1.001	24.024
21218TB63	2.500	0.125	1.119	26.856
234116TB63	2.750	0.065	0.658	15.792
318TB63	3.000	0.125	1.355	32.520
3316TB63	3.000	0.188	1.993	47.832
312116TB63	3.500	0.065	0.842	20.208
31218TB63	3.500	0.125	1.590	38.160
4050STB63*	4.000	0.050	0.745	17.880
418TB63	4.000	0.125	1.826	43.824
4316TB63	4.000	0.188	2.702	64.848
518TB63	5.000	0.125	2.297	55.128

\* Seamless

# Aluminum Round Tube

Structural 6063-T52 / 24 Foot Lengths

ASTM B221



Part Number	A (Inches)	t (Inches)	Weight Per Foot (Estimated)	Weight Per Piece (Estimated)
5316TB63	5.000	0.188	3.410	81.840
618TB63	6.000	0.125	2.769	66.456
6316TB63	6.000	0.188	4.119	98.856
614TB63	6.000	0.250	5.419	130.056
818TB63	8.000	0.125	3.711	89.064
1014STB63*	10.000	0.250	9.189	220.536

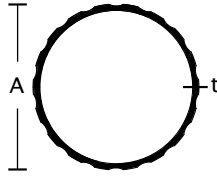
\* Seamless



# Aluminum Fluted Tube

6063-T6 / 24 Foot Lengths

ASTM B221



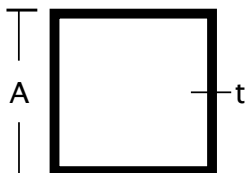
Part Number	A (Inches)	t (Inches)	Weight Per Foot (Estimated)	Weight Per Piece (Estimated)
3 FLUTED	3.000	0.125	1.177	28.248
4 FLUTED*	4.000	0.188	2.387	57.288
5 FLUTED	5.000	0.188	3.018	72.432

\* Available in various lengths

# Aluminum Square Tube

Sharp Corners 6061-T6 / 20 Foot Lengths

ASTM B221, AMS-QQ-A-200/8

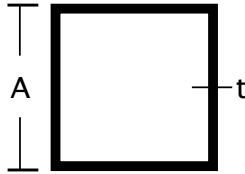


Part Number	A (Inches)	t (Inches)	Weight Per Foot (Estimated)	Weight Per Piece (Estimated)
34116ST61	0.750	0.062	0.201	4.020
1116ST61	1.000	0.062	0.274	5.480
118ST61	1.000	0.125	0.515	10.300
11418ST61	1.250	0.125	0.662	13.240
112116ST61	1.500	0.062	0.419	8.380
11218ST61	1.500	0.125	0.809	16.180
112316ST61	1.500	0.188	1.160	23.200
11214ST61	1.500	0.250	1.470	29.400
134116ST61	1.750	0.062	0.492	9.840
13418ST61	1.750	0.125	0.956	19.120
2116ST61	2.000	0.062	0.565	11.300
218ST61	2.000	0.125	1.103	22.060
2316ST61	2.000	0.188	1.602	32.040
214ST61	2.000	0.250	2.058	41.160
21218ST61	2.500	0.125	1.397	27.940
212316ST61	2.500	0.188	2.045	40.900
21214ST61	2.500	0.250	2.646	52.920
318ST61	3.000	0.125	1.691	33.820
3316ST61	3.000	0.188	2.487	49.740
314ST61	3.000	0.250	3.234	64.680
338ST61	3.000	0.375	4.631	92.620
31218ST61	3.500	0.125	1.985	39.700
31214ST61	3.500	0.250	3.822	76.440
418ST61	4.000	0.125	2.279	45.580
4316ST61	4.000	0.188	3.371	67.420

# Aluminum Square Tube

Sharp Corners 6061-T6 / 20 Foot Lengths

ASTM B221, AMS-QQ-A-200/8



Part Number	A (Inches)	t (Inches)	Weight Per Foot (Estimated)	Weight Per Piece (Estimated)
414ST61	4.000	0.250	4.410	88.200
438ST61	4.000	0.375	6.395	127.900
412ST61	4.000	0.500	8.232	164.640
5316ST61	5.000	0.188	4.256	85.120
514ST61	5.000	0.250	5.586	111.720
6316ST61	6.000	0.188	5.140	102.800
614ST61	6.000	0.250	6.762	135.240
638ST61	6.000	0.375	9.923	198.460
612ST61	6.000	0.500	12.936	258.720
814ST61	8.000	0.250	9.114	182.280
838ST61	8.000	0.375	13.451	269.020
812ST61	8.000	0.500	17.640	352.800

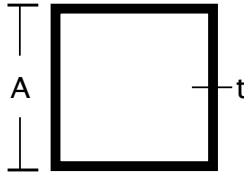


**COAST ALUMINUM**

# Aluminum Square Tube

Sharp Corners 6063-T52 / 24 Foot Lengths

ASTM B221

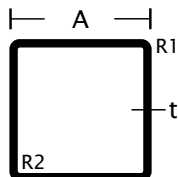


Part Number	A (Inches)	t (Inches)	Weight Per Foot (Estimated)	Weight Per Piece (Estimated)
12116ST63	0.500	0.063	0.132	3.168
34116ST63	0.750	0.062	0.205	4.920
3418ST63	0.750	0.125	0.375	9.000
1116ST63	1.000	0.062	0.279	6.696
118ST63	1.000	0.125	0.525	12.600
114116ST63	1.250	0.062	0.354	8.496
11418ST63	1.250	0.125	0.675	16.200
11218ST63	1.500	0.125	0.825	19.800
13418ST63	1.750	0.125	0.975	23.400
218ST63	2.000	0.125	1.125	27.000
214ST63	2.000	0.250	2.100	50.400
21218ST63	2.500	0.125	1.425	34.200
318ST63	3.000	0.125	1.725	41.400
314ST63	3.000	0.250	3.300	79.200
418ST63	4.000	0.125	2.325	55.800
4316ST63	4.000	0.188	3.440	82.560
414ST63	4.000	0.250	4.500	108.000
412316ST63	4.500	0.188	3.891	93.384
518ST63	5.000	0.125	2.925	70.200
5316ST63	5.000	0.188	4.342	104.208
618ST63	6.000	0.125	3.525	84.600
6316ST63	6.000	0.188	5.245	125.880
614ST63	6.000	0.250	6.900	165.600
8316ST63	8.000	0.188	7.050	169.200

# Aluminum Square Tube

Radius Corners 6061-T6 / 20 Foot Lengths

ASTM B221, AMS-QQ-A-200/8

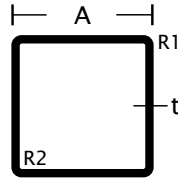


Part Number	A (Inches)	t (Inches)	R1 (Inches)	R2 (Inches)	Weight Per Foot (Estimated)	Weight Per Piece (Estimated)
118STRC61	1.000	0.125	0.125	0.062	0.526	10.520
118STRC61S	1.000	0.125	0.250	0.125	0.476	9.520
11418STRC61	1.250	0.125	0.125	0.062	0.662	13.240
11218STRC61	1.500	0.125	0.125	0.062	0.812	16.240
218STRC61S	2.000	0.125	0.125	0.015	1.109	22.180
218STRC61	2.000	0.120	0.250	0.125	1.034	20.680
214STRC61K	2.000	0.250	0.125	0.015	2.084	41.680
214STRC61	2.000	0.250	0.250	0.125	2.051	41.020
21214STRC61	2.500	0.250	0.250	0.125	2.599	51.980
318STRC61	3.000	0.125	0.125	0.031	1.675	33.500
314STRC61H	3.000	0.250	0.125	0.125	3.234	64.680
314STRC61	3.000	0.250	0.250	0.250	3.300	66.000
414STRC61	4.000	0.250	0.500	0.375	4.287	85.740

# Aluminum Square Tube

Radius Corners 6063-T52 / 24 Foot Lengths

ASTM B221

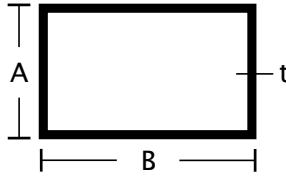


Part Number	A (Inches)	t (Inches)	R1 (Inches)	R2 (Inches)	Weight Per Foot (Estimated)	Weight Per Piece (Estimated)
1116STRC63	1.000	0.062	0.125	0.063	0.266	6.384
118STRC63	1.000	0.125	0.125	0.125	0.524	12.576
118STRC63S	1.000	0.125	0.250	0.125	0.477	11.448
11418STRC63	1.250	0.125	0.188	0.010	0.642	15.408
112116STRC63	1.500	0.062	0.125	0.125	0.412	9.888
11218STRC63	1.500	0.125	0.125	0.010	0.809	19.416
218STRC63	2.000	0.125	0.125	0.015	1.125	27.000

# Aluminum Rectangular Tube

Sharp Corners 6061-T6 / 20 Foot Lengths

ASTM B221, AMS-QQ-A-200/8



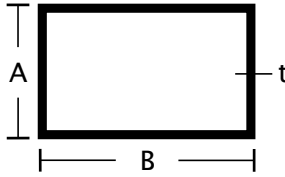
Part Number	A (Inches)	B (Inches)	t (Inches)	Weight Per Foot (Estimated)	Weight Per Piece (Estimated)
111218T61	1.000	1.500	0.125	0.662	13.240
12116T61	1.000	2.000	0.062	0.419	8.380
1218T61	1.000	2.000	0.125	0.809	16.180
1318T61	1.000	3.000	0.125	1.103	22.060
112218T61	1.500	2.000	0.125	0.956	19.120
11221218T61	1.500	2.500	0.125	1.103	22.060
112318T61	1.500	3.000	0.125	1.250	25.000
112418T61	1.500	4.000	0.125	1.544	30.880
112618T61	1.500	6.000	0.125	2.132	42.640
13431218T61	1.750	3.500	0.125	1.470	29.400
2318T61	2.000	3.000	0.125	1.397	27.940
23316T61	2.000	3.000	0.188	2.045	40.900
2314T61	2.000	3.000	0.250	2.646	52.920
2418T61	2.000	4.000	0.125	1.691	33.820
24316T61	2.000	4.000	0.188	2.487	49.740
2414T61	2.000	4.000	0.250	3.234	64.680
2514T61	2.000	5.000	0.250	3.822	76.440
2618T61	2.000	6.000	0.125	2.279	45.580
26316T61	2.000	6.000	0.188	3.371	67.420
2614T61	2.000	6.000	0.250	4.410	88.200
2818T61	2.000	8.000	0.125	2.867	57.340
28316T61	2.000	8.000	0.188	4.256	85.120
2814T61*	2.000	8.000	0.250	5.586	111.720
3414T61	3.000	4.000	0.250	3.822	76.440

\* Also 21 foot lengths

# Aluminum Rectangular Tube

Sharp Corners 6061-T6 / 20 Foot Lengths

ASTM B221, AMS-QQ-A-200/8



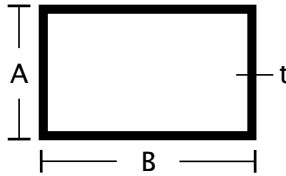
Part Number	A (Inches)	B (Inches)	t (Inches)	Weight Per Foot (Estimated)	Weight Per Piece (Estimated)
3518T61	3.000	5.000	0.125	2.279	45.580
35316T61	3.000	5.000	0.188	3.371	67.420
36316T61	3.000	6.000	0.188	3.813	76.260
3614T61	3.000	6.000	0.250	4.998	99.960
4614T61	4.000	6.000	0.250	5.586	111.720
4612T61	4.000	6.000	0.500	10.584	211.680
4814T61	4.000	8.000	0.250	6.762	135.240
4838T61	4.000	8.000	0.375	9.923	198.460
4812T61	4.000	8.000	0.500	12.936	258.720
5838T61	5.000	8.000	0.375	10.805	216.100
6838T61	6.000	8.000	0.375	11.687	233.740



# Aluminum Rectangular Tube

Sharp Corners 6063-T52 / 24 Foot Lengths

ASTM B221

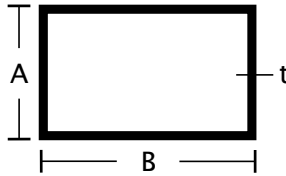


Part Number	A (Inches)	B (Inches)	t (Inches)	Weight Per Foot (Estimated)	Weight Per Piece (Estimated)
121116T63	0.500	1.000	0.062	0.214	5.136
12118T63	0.500	1.000	0.125	0.375	9.000
34112116T63	0.750	1.500	0.065	0.331	7.944
3411218T63	0.750	1.500	0.125	0.600	14.400
1112116T63	1.000	1.500	0.062	0.354	8.496
111218T63	1.000	1.500	0.125	0.675	16.200
12116T63	1.000	2.000	0.062	0.428	10.272
1218T63	1.000	2.000	0.125	0.825	19.800
1318T63	1.000	3.000	0.125	1.125	27.000
1418T63	1.000	4.000	0.125	1.425	34.200
1618T63	1.000	6.000	0.125	2.025	48.600
11421218T63	1.250	2.500	0.125	1.050	25.200
112218T63	1.500	2.000	0.125	0.975	23.400
11221218T63	1.500	2.500	0.125	1.125	27.000
112318T63	1.500	3.000	0.125	1.275	30.600
112618T63	1.500	6.000	0.125	2.175	52.200
134318T63	1.750	3.000	0.125	1.350	32.400
13431218T63	1.750	3.500	0.125	1.500	36.000
134418T63	1.750	4.000	0.125	1.650	39.600
13441218T63	1.750	4.500	0.125	1.800	43.200
134518T63	1.750	5.000	0.125	1.950	46.800
2318T63	2.000	3.000	0.125	1.425	34.200
23316T63	2.000	3.000	0.188	2.086	50.064
2314T63	2.000	3.000	0.250	2.700	64.800
2418T63	2.000	4.000	0.125	1.725	41.400

# Aluminum Rectangular Tube

Sharp Corners 6063-T52 / 24 Foot Lengths

ASTM B221



Part Number	A (Inches)	B (Inches)	t (Inches)	Weight Per Foot (Estimated)	Weight Per Piece (Estimated)
2414T63	2.000	4.000	0.250	3.300	79.200
241218T63	2.000	4.500	0.125	1.875	45.000
2518T63	2.000	5.000	0.125	2.025	48.600
2618T63	2.000	6.000	0.125	2.325	55.800
2614T63	2.000	6.000	0.250	4.500	108.000
2818T63	2.000	8.000	0.125	2.925	70.200
21018T63	2.000	10.000	0.125	3.525	84.600
212818T63	2.500	8.000	0.125	3.075	73.800
3418T63	3.000	4.000	0.125	2.025	48.600
3518T63	3.000	5.000	0.125	2.325	55.800
35316T63	3.000	5.000	0.188	3.440	82.560
3618T63	3.000	6.000	0.125	2.625	63.000
36316T63	3.000	6.000	0.188	3.891	93.384
4618T63	4.000	6.000	0.125	2.925	70.200
4614T63	4.000	6.000	0.250	5.700	136.800

# Aluminum Rectangular Tube

Radius Corners 6061-T6 / 20 Foot Lengths

ASTM B221, AMS-QQ-A-200/8



Part Number	A (Inches)	B (Inches)	t (Inches)	R1 (Inches)	R2 (Inches)	Weight Per Foot (Estimated)	Weight Per Piece (Estimated)
111218TRC61	1.000	1.500	0.125	0.125	0.016	0.659	13.180
1218TRC61	1.000	2.000	0.125	0.125	0.062	0.812	16.240
1218TRC61S	1.000	2.000	0.125	0.250	0.062	0.746	14.920
1318TRC61	1.000	3.000	0.125	0.125	0.062	1.112	22.240
112218TRC61	1.500	2.000	0.125	0.200	0.075	0.940	18.800
112418TRC61	1.500	4.000	0.125	0.125	0.062	1.562	31.240
2318TRC61	2.000	3.000	0.125	0.125	0.062	1.412	28.240
2318TRC61S	2.000	3.000	0.125	0.250	0.125	1.426	28.520
2418TRC61	2.000	4.000	0.125	0.125	0.062	1.691	33.820

# Aluminum Rectangular Tube

Radius Corners 6063-T52 / 24 Foot Lengths

ASTM B221



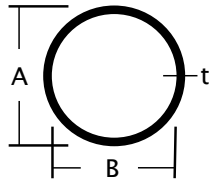
Part Number	A (Inches)	B (Inches)	t (Inches)	R1 (Inches)	R2 (Inches)	Weight Per Foot (Estimated)	Weight Per Piece (Estimated)
1218TRC63	1.000	2.000	0.125	0.125	0.062	0.812	19.488

# Aluminum Pipe

Structural Schedule 10 6061-T6 / 20 Foot Lengths

ASTM B429, AMS-QQ-A-200/8

---



Part Number	Nominal Pipe Size	A (Inches)	B (Inches)	t (Inches)	Weight Per Foot (Estimated)	Weight Per Piece (Estimated)
210P61	2.000	2.375	2.157	0.109	0.913	18.260
310P61	3.000	3.500	3.260	0.120	1.498	29.960
410P61	4.000	4.500	4.260	0.120	1.942	38.840
610P61	6.000	6.625	6.357	0.134	3.214	64.280

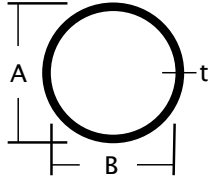


**COAST ALUMINUM**

# Aluminum Pipe

Structural Schedule 10 6063-T52 / 20 Foot Lengths

ASTM B429



Part Number	Nominal Pipe Size	A (Inches)	B (Inches)	t (Inches)	Weight Per Foot (Estimated)	Weight Per Piece (Estimated)
11410P63	1.250	1.660	1.442	0.109	0.637	12.740
11210P63	1.500	1.900	1.682	0.109	0.736	14.720
21210P63	2.500	2.875	2.635	0.120	1.246	24.920
310P63	3.000	3.500	3.260	0.120	1.529	30.580
410P63	4.000	4.500	4.260	0.120	1.981	39.620

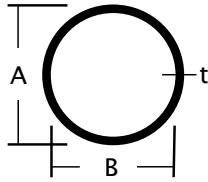


**COAST ALUMINUM**

# Aluminum Pipe

Structural Schedule 40 6061-T6 / 20 Foot Lengths

ASTM B429, AMS-QQ-A-200/8

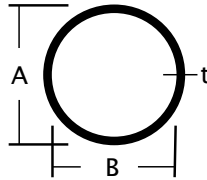


Part Number	Nominal Pipe Size	A (Inches)	B (Inches)	t (Inches)	Weight Per Foot (Estimated)	Weight Per Piece (Estimated)
3840P61	0.375	0.673	0.491	0.091	0.196	3.920
1240P61	0.500	0.840	0.622	0.109	0.294	5.880
3440P61	0.750	1.050	0.824	0.113	0.392	7.840
140P61	1.000	1.315	1.049	0.133	0.581	11.620
11440P61	1.250	1.660	1.380	0.140	0.786	15.720
11240P61	1.500	1.900	1.610	0.145	0.940	18.800
240P61	2.000	2.375	2.067	0.154	1.264	25.280
21240P61	2.500	2.875	2.469	0.203	2.004	40.080
340P61	3.000	3.500	3.068	0.216	2.621	52.420
31240P61	3.500	4.000	3.548	0.226	3.151	63.020
440P61	4.000	4.500	4.026	0.237	3.733	74.660
540P61	5.000	5.563	5.047	0.258	5.057	101.140
640P61	6.000	6.625	6.065	0.280	6.564	131.280
840P61	8.000	8.625	7.981	0.322	9.878	197.560
1040P61	10.000	10.750	10.020	0.365	14.004	280.080
12040P61	12.000	12.750	11.938	0.406	18.516	370.320

# Aluminum Pipe

Structural Schedule 40 6063-T52 / 20 Foot Lengths

ASTM B429



Part Number	Nominal Pipe Size	A (Inches)	B (Inches)	t (Inches)	Weight Per Foot (Estimated)	Weight Per Piece (Estimated)
1440P63	0.250	0.540	0.364	0.088	0.150	3.000
1240P63	0.500	0.840	0.622	0.109	0.300	6.000
3440P63	0.750	1.050	0.824	0.113	0.399	7.980
3440P63T6*	0.750	1.050	0.824	0.113	0.399	7.980
140P63	1.000	1.315	1.049	0.133	0.593	11.860
11440P63	1.250	1.660	1.380	0.140	0.802	16.040
11240P63	1.500	1.900	1.610	0.145	0.959	19.180
240P63	2.000	2.375	2.067	0.154	1.289	25.780
21240P63	2.500	2.875	2.469	0.203	2.045	40.900
340P63	3.000	3.500	3.068	0.216	2.674	53.480
340P63T6*	3.000	3.500	3.068	0.216	2.674	53.480
31240P63	3.500	4.000	3.548	0.226	3.215	64.300
440P63	4.000	4.500	4.026	0.237	3.809	76.180
540P63	5.000	5.563	5.047	0.258	5.160	103.200

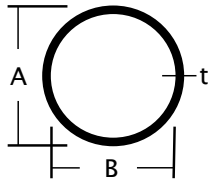
\* T6 Temper



# Aluminum Pipe

Structural Schedule 80 6061-T6 / 20 Foot Lengths

ASTM B429, AMS-QQ-A-200/8



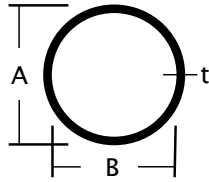
Part Number	Nominal Pipe Size	A (Inches)	B (Inches)	t (Inches)	Weight Per Foot (Estimated)	Weight Per Piece (Estimated)
1280P61	0.500	0.840	0.546	0.147	0.376	7.520
3480P61	0.750	1.050	0.742	0.154	0.510	10.200
180P61	1.000	1.315	0.957	0.179	0.751	15.020
11480P61	1.250	1.660	1.278	0.191	1.037	20.740
11280P61	1.500	1.900	1.500	0.200	1.256	25.120
280P61	2.000	2.375	1.939	0.218	1.737	34.740
21280P61	2.500	2.875	2.323	0.276	2.650	53.000
380P61	3.000	3.500	2.900	0.300	3.547	70.940
31280P61	3.500	4.000	3.364	0.318	4.326	86.520
480P61	4.000	4.500	3.826	0.337	5.183	103.660
580P61	5.000	5.563	4.813	0.375	7.188	143.760
680P61	6.000	6.625	5.761	0.432	9.884	197.680
880P61	8.000	8.625	7.625	0.500	15.009	300.180

# Aluminum Pipe

Structural Schedule 80 6063-T52 / 20 Foot Lengths

ASTM B429

---



Part Number	Nominal Pipe Size	A (Inches)	B (Inches)	t (Inches)	Weight Per Foot (Estimated)	Weight Per Piece (Estimated)
3480P63	0.750	1.050	0.742	0.154	0.520	10.400
11280P63	1.500	1.900	1.500	0.200	1.282	25.640

# Aluminum Sheet

Anodized, Interior Quality 5657-H25

ASTM B209

---

Part Number	Color (Specular)	Thickness (Inches)	Dimensions		Weight Per Sq. Foot (Estimated)	Weight Per Sheet (Estimated)
			1 (Inches)	2 (Inches)		
025SHSCOP	Copper	0.025	48.5	96	0.390	12.610



**COAST ALUMINUM**

# Aluminum Sheet and Coil

AlumaPlus Short Line Brushed, Interior, 5205-H34  
ASTM B209, ASTM B117, ASTM B680, ASTM B523, ASTM B137

---

Part Number	Thickness (Inches)	Anodize Thickness	Dimensions		Weight Per Sq. Foot (Estimated)	Weight Per Sheet (Estimated)
			1 (Inches)	2 (Inches)		
032SHAPSL	0.032	0.175 mil	48	120	0.452	18.080
032CLAPSL	0.032	0.175 mil	48	Coil	0.452	N/A
040SHAPSL	0.040	0.175 mil	48	120	0.565	22.600
040CLAPSL	0.040	0.175 mil	48	Coil	0.565	N/A



**COAST ALUMINUM**

# Aluminum Sheet

Clear Matte, Anodized, Exterior 5005-H34

ASTM B209

Available on request: Class I

Part Number	Thickness (Inches)	Class	Dimensions		Weight Per Sq. Foot (Estimated)	Weight Per Sheet (Estimated)
			1 (Inches)	2 (Inches)		
040SHCL	0.040	Commercial	48	96	0.565	18.080
040SHCL	0.040	Commercial	48	120	0.565	22.600
040SHCL	0.040	Commercial	48	144	0.565	27.120
050SHCL	0.050	Commercial	48	96	0.706	22.592
050SHCL	0.050	Commercial	48	120	0.706	28.240
050SHCL	0.050	Commercial	48	144	0.706	33.888
063SHCL	0.063	Commercial	48	96	0.889	28.448
063SHCL	0.063	Commercial	48	120	0.889	35.560
063SHCL	0.063	Commercial	48	144	0.889	42.672
080SHCL	0.080	Class II	48	96	1.129	36.128
080SHCL	0.080	Class II	48	120	1.129	45.160
080SHCL	0.080	Class II	48	144	1.129	54.192
090SHCL	0.090	Class II	48	96	1.270	40.640
090SHCL	0.090	Class II	48	120	1.270	50.800
090SHCL	0.090	Class II	48	144	1.270	60.960
125SHCL	0.125	Class II	48	96	1.764	56.448
125SHCL	0.125	Class II	48	120	1.764	70.560
125SHCL	0.125	Class II	48	144	1.764	84.672

# Aluminum Sheet

Black Matte, Anodized, Exterior 5005-H34

ASTM B209

---

Available on request: Class I

Part Number	Thickness (Inches)	Class	Dimensions		Weight Per Sq. Foot (Estimated)	Weight Per Sheet (Estimated)
			1 (Inches)	2 (Inches)		
040SHBL	0.040	Commercial	48	96	0.565	18.080
040SHBL	0.040	Commercial	48	120	0.565	22.600
040SHBL	0.040	Commercial	48	144	0.565	27.120
050SHBL	0.050	Commercial	48	96	0.706	22.592
050SHBL	0.050	Commercial	48	120	0.706	28.240
050SHBL	0.050	Commercial	48	144	0.706	33.888
063SHBL	0.063	Class II	48	96	0.889	28.448
063SHBL	0.063	Class II	48	120	0.889	35.560
063SHBL	0.063	Class II	48	144	0.889	42.672



**COAST ALUMINUM**

# Aluminum Sheet

Dark Bronze Matte, Anodized, Exterior 5005-H34

ASTM B209

---

Available on request: Class I

Part Number	Thickness (Inches)	Class	Dimensions		Weight Per Sq. Foot (Estimated)	Weight Per Sheet (Estimated)
			1 (Inches)	2 (Inches)		
040SHDB	0.040	Commercial	48	96	0.565	18.080
040SHDB	0.040	Commercial	48	120	0.565	22.600
040SHDB	0.040	Commercial	48	144	0.565	27.120
050SHDB	0.050	Commercial	48	96	0.706	22.592
050SHDB	0.050	Commercial	48	120	0.706	28.240
050SHDB	0.050	Commercial	48	144	0.706	33.888
063SHDB	0.063	Commercial	48	96	0.889	28.448
063SHDB	0.063	Commercial	48	120	0.889	35.560
063SHDB	0.063	Commercial	48	144	0.889	42.672
080SHDB	0.080	Commercial	48	96	1.129	36.128
080SHDB	0.080	Commercial	48	120	1.129	45.160
080SHDB	0.080	Commercial	48	144	1.129	54.192
125SHDB	0.125	Class II	48	96	1.764	56.448
125SHDB	0.125	Class II	48	120	1.764	70.560
125SHDB	0.125	Class II	48	144	1.764	84.672



**COAST ALUMINUM**

# Aluminum Sheet

Hammertone 1090-H19

ASTM B209

---

Part Number	Thickness (Inches)	Dimensions		Weight Per Sq. Foot (Estimated)	Weight Per Sheet (Estimated)
		1 (Inches)	2 (Inches)		
020SHHT	0.020	24	96	0.293	4.688
020SHHT	0.020	24	120	0.293	5.860



# Aluminum Sheet and Coil

Painted, Polar White 3105-H14/H24

ASTM B209

---

Part Number	Thickness (Inches)	Dimensions		Weight Per Sq. Foot (Estimated)	Weight Per Sheet (Estimated)
		1 (Inches)	2 (Inches)		
032SHPOL	0.032	48	96	0.452	14.464
032SHPOL	0.032	48	120	0.452	18.080
032SHPOL	0.032	48	144	0.452	21.696
032CLPOL	0.032	48	Coil	0.452	N/A
040SHPOL	0.040	48	96	0.565	18.080
040SHPOL	0.040	48	120	0.565	22.600
040SHPOL	0.040	48	144	0.565	27.120
040CLPOL	0.040	48	Coil	0.565	N/A
050SHPOL	0.050	48	96	0.706	22.592
050SHPOL	0.050	48	120	0.706	28.240
050SHPOL	0.050	48	144	0.706	33.888
050CLPOL	0.050	48	Coil	0.706	N/A
063SHPOL	0.063	48	96	0.889	28.448
063SHPOL	0.063	48	120	0.889	35.560
063SHPOL	0.063	48	144	0.889	42.672
063CLPOL	0.063	48	Coil	0.889	N/A



**COAST ALUMINUM**

# Aluminum Sheet and Coil

Painted, White Wash 3105-H14/H24

ASTM B209

---

Part Number	Thickness (Inches)	Dimensions		Weight Per Sq. Foot (Estimated)	Weight Per Sheet (Estimated)
		1 (Inches)	2 (Inches)		
040SHWW	0.040	48	96	0.565	18.080
040SHWW	0.040	48	120	0.565	22.600
040SHWW	0.040	48	144	0.565	27.120
040CLWW	0.040	48	Coil	0.565	N/A
050SHWW	0.050	48	96	0.706	22.592
050SHWW	0.050	48	120	0.706	28.240
050SHWW	0.050	48	144	0.706	33.888
050CLWW	0.050	48	Coil	0.706	N/A
063SHWW	0.063	48	96	0.889	28.448
063SHWW	0.063	48	120	0.889	35.560
063SHWW	0.063	48	144	0.889	42.672
063CLWW	0.063	48	Coil	0.889	N/A



**COAST ALUMINUM**

# Aluminum Sheet and Coil

## Coast Lighting Sheet, Total Reflectance 86 Min

ASTM B209

Available on request: Other total reflectances

Part Number	Thickness (Inches)	Dimensions		Weight Per Sq. Foot (Estimated)	Weight Per Sheet (Estimated)
		1 (Inches)	2 (Inches)		
020SHEV	0.020	24	96	0.290	4.640
020SHEV	0.020	24	120	0.290	5.800
020SHEV	0.020	48.5	120	0.290	11.720
020SHEV	0.020	48.5	144	0.290	14.065
020CLEV	0.020	48.5	Coil	0.290	N/A
025SHEV	0.025	48.5	96	0.360	11.640
025SHEV	0.025	48.5	120	0.360	14.550
025SHEV	0.025	48.5	144	0.360	17.460
025CLEV	0.025	48.5	Coil	0.360	N/A
032SHEV	0.032	48.5	96	0.496	16.030
032SHEV	0.032	48.5	120	0.496	20.040
032SHEV	0.032	48.5	144	0.496	24.056
032CLEV	0.032	48.5	Coil	0.496	N/A
040SHEV	0.040	48.5	120	0.617	24.937
040SHEV	0.040	48.5	144	0.617	29.925
040CLEV	0.040	48.5	Coil	0.617	N/A

# Aluminum Sheet and Coil

5052-H32 ECS\*

ASTM B209, AMS-QQ-A-250/8, AMS 4016

Part Number	Thickness (Inches)	Dimensions		Weight Per Sq. Foot (Estimated)	Weight Per Sheet (Estimated)
		1 (Inches)	2 (Inches)		
020SH52	0.020	48	96	0.279	8.928
020SH52	0.020	48	120	0.279	11.160
020SH52	0.020	48	144	0.279	13.392
025SH52	0.025	48	96	0.349	11.168
025SH52	0.025	48	120	0.349	13.960
025SH52	0.025	48	144	0.349	16.752
025CL52	0.025	48	Coil	0.349	N/A
032SH52	0.032	36	96	0.447	10.728
032SH52	0.032	36	120	0.447	13.410
032SH52	0.032	36	144	0.447	16.092
032CL52	0.032	36	Coil	0.447	N/A
032SH52	0.032	48	96	0.447	14.304
032SH52	0.032	48	120	0.447	17.880
032SH52	0.032	48	144	0.447	21.456
032CL52	0.032	48	Coil	0.447	N/A
032SH52	0.032	60	96	0.447	17.880
032SH52	0.032	60	120	0.447	22.350
032SH52	0.032	60	144	0.447	26.820
032CL52	0.032	60	Coil	0.447	N/A
040SH52	0.040	36	96	0.559	13.416
040SH52	0.040	36	120	0.559	16.770
040SH52	0.040	36	144	0.559	20.124
040CL52	0.040	36	Coil	0.559	N/A
040SH52	0.040	48	96	0.559	17.888
040SH52	0.040	48	120	0.559	22.360
040SH52	0.040	48	144	0.559	26.832
040CL52	0.040	48	Coil	0.559	N/A

\* Electronic Cabinet Sheet is heat treated at the mill to ensure flatness to .125" over 48" even after fabrication

# Aluminum Sheet and Coil

5052-H32 ECS\*

ASTM B209, AMS-QQ-A-250/8, AMS 4016

Part Number	Thickness (Inches)	Dimensions		Weight Per Sq. Foot (Estimated)	Weight Per Sheet (Estimated)
		1 (Inches)	2 (Inches)		
040SH52	0.040	60	96	0.559	22.360
040SH52	0.040	60	120	0.559	27.950
040SH52	0.040	60	144	0.559	33.540
040CL52	0.040	60	Coil	0.559	N/A
050SH52	0.050	36	96	0.698	16.752
050SH52	0.050	36	120	0.698	20.940
050SH52	0.050	36	144	0.698	25.128
050CL52	0.050	36	Coil	0.698	N/A
050SH52	0.050	48	96	0.698	22.336
050SH52	0.050	48	120	0.698	27.920
050SH52	0.050	48	144	0.698	33.504
050CL52	0.050	48	Coil	0.698	N/A
050SH52	0.050	60	96	0.698	27.920
050SH52	0.050	60	120	0.698	34.900
050SH52	0.050	60	144	0.698	41.880
050CL52	0.050	60	Coil	0.698	N/A
063SH52	0.063	36	96	0.880	21.120
063SH52	0.063	36	120	0.880	26.400
063SH52	0.063	36	144	0.880	31.680
063CL52	0.063	36	Coil	0.880	N/A
063SH52	0.063	48	96	0.880	28.160
063SH52	0.063	48	120	0.880	35.200
063SH52	0.063	48	144	0.880	42.240
063SH52	0.063	48	168	0.880	49.280
063SH52	0.063	48	192	0.880	56.320
063CL52	0.063	48	Coil	0.880	N/A
063SH52	0.063	60	96	0.880	35.200

\* Electronic Cabinet Sheet is heat treated at the mill to ensure flatness to .125" over 48" even after fabrication

# Aluminum Sheet and Coil

5052-H32 ECS\*

ASTM B209, AMS-QQ-A-250/8, AMS 4016

Part Number	Thickness (Inches)	Dimensions		Weight Per Sq. Foot (Estimated)	Weight Per Sheet (Estimated)
		1 (Inches)	2 (Inches)		
063SH52	0.063	60	120	0.880	44.000
063SH52	0.063	60	144	0.880	52.800
063CL52	0.063	60	Coil	0.880	N/A
080SH52	0.080	36	96	1.117	26.808
080SH52	0.080	36	120	1.117	33.510
080SH52	0.080	36	144	1.117	40.212
080CL52	0.080	36	Coil	1.117	N/A
080SH52	0.080	48	96	1.117	35.744
080SH52	0.080	48	120	1.117	44.680
080SH52	0.080	48	144	1.117	53.616
080SH52	0.080	48	168	1.117	62.552
080SH52	0.080	48	192	1.117	71.488
080CL52	0.080	48	Coil	1.117	N/A
080SH52	0.080	60	96	1.117	44.680
080SH52	0.080	60	120	1.117	55.850
080SH52	0.080	60	144	1.117	67.020
080CL52	0.080	60	Coil	1.117	N/A
090SH52	0.090	36	96	1.257	30.168
090SH52	0.090	36	120	1.257	37.710
090SH52	0.090	36	144	1.257	45.252
090CL52	0.090	36	Coil	1.257	N/A
090SH52	0.090	48	96	1.257	40.224
090SH52	0.090	48	120	1.257	50.280
090SH52	0.090	48	144	1.257	60.336
090SH52	0.090	48	168	1.257	70.392
090SH52	0.090	48	192	1.257	80.448
090CL52	0.090	48	Coil	1.257	N/A

\* Electronic Cabinet Sheet is heat treated at the mill to ensure flatness to .125" over 48" even after fabrication

# Aluminum Sheet and Coil

5052-H32 ECS\*

ASTM B209, AMS-QQ-A-250/8, AMS 4016

Part Number	Thickness (Inches)	Dimensions		Weight Per Sq. Foot (Estimated)	Weight Per Sheet (Estimated)
		1 (Inches)	2 (Inches)		
090SH52	0.090	60	96	1.257	50.280
090SH52	0.090	60	120	1.257	62.850
090SH52	0.090	60	144	1.257	75.420
090CL52	0.090	60	Coil	1.257	N/A
100SH52	0.100	36	96	1.397	33.528
100SH52	0.100	36	120	1.397	41.910
100SH52	0.100	36	144	1.397	50.292
100CL52	0.100	36	Coil	1.397	N/A
100SH52	0.100	48	96	1.397	44.704
100SH52	0.100	48	120	1.397	55.880
100SH52	0.100	48	144	1.397	67.056
100CL52	0.100	48	Coil	1.397	N/A
100SH52	0.100	60	96	1.397	55.880
100SH52	0.100	60	120	1.397	69.850
100SH52	0.100	60	144	1.397	83.820
100CL52	0.100	60	Coil	1.397	N/A
125SH52	0.125	36	96	1.746	41.904
125SH52	0.125	36	120	1.746	52.380
125SH52	0.125	36	144	1.746	62.856
125CL52	0.125	36	Coil	1.746	N/A
125SH52	0.125	48	96	1.746	55.872
125SH52	0.125	48	120	1.746	69.840
125SH52	0.125	48	144	1.746	83.808
125SH52	0.125	48	168	1.746	97.776
125SH52	0.125	48	192	1.746	111.744
125SH52	0.125	48	240	1.746	139.680
125SH52	0.125	48	300	1.746	174.600

\* Electronic Cabinet Sheet is heat treated at the mill to ensure flatness to .125" over 48" even after fabrication

# Aluminum Sheet and Coil

5052-H32 ECS\*

ASTM B209, AMS-QQ-A-250/8, AMS 4016

Part Number	Thickness (Inches)	Dimensions		Weight Per Sq. Foot (Estimated)	Weight Per Sheet (Estimated)
		1 (Inches)	2 (Inches)		
125SH52	0.125	48	Coil	1.746	N/A
125SH52	0.125	60	96	1.746	69.840
125SH52	0.125	60	120	1.746	87.300
125SH52	0.125	60	144	1.746	104.760
125SH52	0.125	60	240	1.746	174.600
125CL52	0.125	60	Coil	1.746	N/A
125SH52	0.125	72	96	1.746	83.808
125SH52	0.125	72	120	1.746	104.760
125SH52	0.125	72	144	1.746	125.712
125SH52	0.125	72	192	1.746	167.616
125SH52	0.125	72	240	1.746	209.520
125SH52	0.125	72	300	1.746	261.900
125CL52	0.125	72	Coil	1.746	N/A
160SH52	0.160	48	96	2.235	71.520
160SH52	0.160	48	120	2.235	89.400
160SH52	0.160	48	144	2.235	107.280
160SH52	0.160	48	240	2.235	178.800
160CL52	0.160	48	Coil	2.235	N/A
160SH52	0.160	60	120	2.235	111.750
160SH52	0.160	60	144	2.235	134.100
160SH52	0.160	60	240	2.235	223.500
160SH52	0.160	60	300	2.235	279.375
160CL52	0.160	60	Coil	2.235	N/A
160SH52	0.160	72	120	2.235	134.100
160SH52	0.160	72	144	2.235	160.920
160SH52	0.160	72	240	2.235	268.200
160SH52	0.160	72	300	2.235	335.250

\* Electronic Cabinet Sheet is heat treated at the mill to ensure flatness to .125" over 48" even after fabrication



# Aluminum Sheet and Coil

5052-H32 ECS\*

ASTM B209, AMS-QQ-A-250/8, AMS 4016

Part Number	Thickness (Inches)	Dimensions		Weight Per Sq. Foot (Estimated)	Weight Per Sheet (Estimated)
		1 (Inches)	2 (Inches)		
160CL52	0.160	72	Coil	2.235	N/A
190SH52	0.190	36	96	2.654	63.696
190SH52	0.190	36	120	2.654	79.620
190SH52	0.190	36	144	2.654	95.544
190CL52	0.190	36	Coil	2.654	N/A
190SH52	0.190	48	96	2.654	84.928
190SH52	0.190	48	120	2.654	106.160
190SH52	0.190	48	144	2.654	127.392
190SH52	0.190	48	240	2.654	212.320
190CL52	0.190	48	Coil	2.654	N/A
190SH52	0.190	60	96	2.654	106.160
190SH52	0.190	60	120	2.654	132.700
190SH52	0.190	60	144	2.654	159.240
190SH52	0.190	60	240	2.654	265.400
190SH52	0.190	60	300	2.654	331.750
190CL52	0.190	60	Coil	2.654	N/A
190SH52	0.190	72	120	2.654	159.240
190SH52	0.190	72	144	2.654	191.088
190SH52	0.190	72	240	2.654	318.480
190SH52	0.190	72	300	2.654	398.100
190CL52	0.190	72	Coil	2.654	N/A

\* Electronic Cabinet Sheet is heat treated at the mill to ensure flatness to .125" over 48" even after fabrication

# Aluminum Plate and Coil

5052-H32

ASTM B209, AMS-QQ-A-250/8, AMS 4016

Part Number	Thickness (Inches)	Dimensions		Weight Per Sq. Foot (Estimated)	Weight Per Sheet (Estimated)
		1 (Inches)	2 (Inches)		
14PL52	0.250	36	96	3.492	83.808
14PL52	0.250	36	120	3.492	104.760
14PL52	0.250	36	144	3.492	125.712
14PL52	0.250	36	Coil	3.492	N/A
14PL52	0.250	48	96	3.492	111.744
14PL52	0.250	48	120	3.492	139.680
14PL52	0.250	48	144	3.492	167.616
14PL52	0.250	48	192	3.492	223.488
14PL52	0.250	48	240	3.492	279.360
14CL52	0.250	48	Coil	3.492	N/A
14PL52	0.250	60	96	3.492	139.680
14PL52	0.250	60	120	3.492	174.600
14PL52	0.250	60	144	3.492	209.520
14PL52	0.250	60	240	3.492	349.200
14PL52	0.250	60	300	3.492	436.500
14CL52	0.250	60	Coil	3.492	N/A
14PL52	0.250	72	120	3.492	209.520
14PL52	0.250	72	144	3.492	251.424
14PL52	0.250	72	240	3.492	419.040
14PL52	0.250	72	300	3.492	523.800
14CL52	0.250	72	Coil	3.492	N/A
38PL52	0.375	48	96	5.238	167.616
38PL52	0.375	48	120	5.238	209.520
38PL52	0.375	48	144	5.238	251.424
38PL52	0.375	60	120	5.238	261.900
38PL52	0.375	60	144	5.238	314.280
12PL52	0.500	48	96	6.984	223.488
12PL52	0.500	48	120	6.984	279.360
12PL52	0.500	48	144	6.984	335.232

# Aluminum Plate and Coil

5052-H32

ASTM B209, AMS-QQ-A-250/8, AMS 4016

---

Part Number	Thickness (Inches)	Dimensions		Weight Per Sq. Foot (Estimated)	Weight Per Sheet (Estimated)
		1 (Inches)	2 (Inches)		
12PL52	0.500	60	120	6.984	349.200
12PL52	0.500	60	144	6.984	419.040



**COAST ALUMINUM**

# Aluminum Sheet, Coil and Plate

5086-H116 ABS\*

ASTM B928

---

Part Number	Thickness (Inches)	Dimensions		Weight Per Sq. Foot (Estimated)	Weight Per Sheet (Estimated)
		1 (Inches)	2 (Inches)		
125SH86	.125	48	36	1.728	20.736
125SH86	.125	48	60	1.728	34.560
125SH86	.125	48	96	1.728	55.296
125SH86	.125	48	120	1.728	69.120
125SH86	.125	48	144	1.728	82.944
125SH86	.125	48	240	1.728	138.240
125CL86	.125	48	Coil	1.728	N/A
125SH86	.125	60	96	1.728	69.120
125SH86	.125	60	120	1.728	86.400
125SH86	.125	60	144	1.728	103.680
125SH86	.125	60	240	1.728	172.800
125CL86	.125	60	Coil	1.728	N/A
125SH86	.125	72	240	1.728	207.360
125CL86	.125	72	Coil	1.728	N/A
160SH86	.160	48	240	2.212	176.960
160SH86	.160	48	300	2.212	221.200
160SH86	.160	48	Coil	2.212	N/A
160SH86	.160	60	120	2.212	110.600
160SH86	.160	60	144	2.212	132.720
160SH86	.160	60	240	2.212	221.200
160CL86	.160	60	Coil	2.212	N/A
160SH86	.160	72	240	2.212	265.440
160CL86	.160	72	Coil	2.212	N/A
160SH86	.160	96	240	2.212	353.920
160SH86	.160	96	300	2.212	442.400
190SH86	.190	48	36	2.627	31.524
190SH86	.190	48	60	2.627	52.540

\* American Bureau of Shipping Certified

---



# Aluminum Sheet, Coil and Plate

5086-H116 ABS\*

ASTM B928

---

Part Number	Thickness (Inches)	Dimensions		Weight Per Sq. Foot (Estimated)	Weight Per Sheet (Estimated)
		1 (Inches)	2 (Inches)		
190SH86	.190	48	96	2.627	84.064
190SH86	.190	48	120	2.627	105.080
190SH86	.190	48	144	2.627	126.096
190SH86	.190	48	240	2.627	210.160
190SH86	.190	48	300	2.627	262.700
190CL86	.190	48	Coil	2.627	N/A
190SH86	.190	60	96	2.627	105.080
190SH86	.190	60	120	2.627	131.350
190SH86	.190	60	144	2.627	157.620
190SH86	.190	60	240	2.627	262.700
190SH86	.190	60	300	2.627	328.375
190CL86	.190	60	Coil	2.627	N/A
190SH86	.190	72	96	2.627	126.096
190SH86	.190	72	120	2.627	157.620
190SH86	.190	72	144	2.627	189.144
190SH86	.190	72	240	2.627	315.240
190SH86	.190	72	300	2.627	394.050
190CL86	.190	72	Coil	2.627	N/A
190SH86	.190	84	240	2.627	367.780
190SH86	.190	84	300	2.627	459.725
190SH86	.190	96	240	2.627	420.32
190SH86	.190	96	300	2.627	525.400
14PL86	.250	48	36	3.456	41.472
14PL86	.250	48	60	3.456	69.120
14PL86	.250	48	96	3.456	110.592
14PL86	.250	48	120	3.456	138.240
14PL86	.250	48	144	3.456	165.888

\* American Bureau of Shipping Certified

---



# Aluminum Sheet, Coil and Plate

5086-H116 ABS\*

ASTM B928

---

Part Number	Thickness (Inches)	Dimensions		Weight Per Sq. Foot (Estimated)	Weight Per Sheet (Estimated)
		1 (Inches)	2 (Inches)		
14PL86	.250	48	192	3.456	221.184
14PL86	.250	48	240	3.456	276.480
14PL86	.250	48	300	3.456	345.600
14CL86	.250	48	Coil	3.456	N/A
14PL86	.250	60	96	3.456	138.240
14PL86	.250	60	120	3.456	172.800
14PL86	.250	60	144	3.456	207.360
14PL86	.250	60	192	3.456	276.480
14PL86	.250	60	240	3.456	345.600
14PL86	.250	60	300	3.456	432.000
14CL86	.250	60	Coil	3.456	N/A
14PL86	.250	72	96	3.456	165.888
14PL86	.250	72	120	3.456	207.360
14PL86	.250	72	144	3.456	248.832
14PL86	.250	72	240	3.456	414.720
14PL86	.250	72	300	3.456	518.400
14CL86	.250	72	Coil	3.456	N/A
14PL86	.250	84	240	3.456	483.840
14PL86	.250	84	300	3.456	518.240
14PL86	.250	96	240	3.456	552.960
14PL86	.250	96	300	3.456	691.240
38PL86	.375	48	144	5.184	248.832
12PL86	.500	48	144	6.912	331.776

\* American Bureau of Shipping Certified

---



# Aluminum Sheet

6061-T6

ASTM B209, AMS-QQ-A-250/11, AMS 4027

---

Part Number	Thickness (Inches)	Dimensions		Weight Per Sq. Foot (Estimated)	Weight Per Sheet (Estimated)
		1 (Inches)	2 (Inches)		
016SH61T6	0.016	48	144	0.226	10.848
020SH61T6	0.020	48	144	0.282	13.536
025SH61T6	0.025	48	144	0.353	16.944
032SH61T6	0.032	48	144	0.452	21.696
040SH61T6	0.040	48	144	0.564	27.072
050SH61T6	0.050	48	144	0.706	33.888
063SH61T6	0.063	48	96	0.889	28.448
063SH61T6	0.063	48	144	0.889	42.672
063SH61T6	0.063	60	144	0.889	53.340
080SH61T6	0.080	48	144	1.129	54.192
080SH61T6	0.080	60	144	1.129	67.740
090SH61T6	0.090	48	144	1.270	60.960
090SH61T6	0.090	60	144	1.270	76.200
100SH61T6	0.100	48	96	1.411	45.152
100SH61T6	0.100	48	120	1.411	56.440
100SH61T6	0.100	48	144	1.411	67.728
125SH61T6	0.125	48	96	1.764	56.448
125SH61T6	0.125	48	120	1.764	70.560
125SH61T6	0.125	48	144	1.764	84.672
125SH61T6	0.125	60	120	1.764	88.200
125SH61T6	0.125	60	144	1.764	105.840
160SH61T6	0.160	48	144	2.258	108.384
190SH61T6	0.190	48	144	2.681	128.688
190SH61T6	0.190	60	120	2.681	134.050
190SH61T6	0.190	60	144	2.681	160.860

# Aluminum Plate

Wrought Tooling Plate 6061-T651

ASTM B209, AMS-QQ-A-250/11, AMS 4027

Part Number	Thickness (Inches)	Dimensions		Weight Per Sq. Foot (Estimated)	Weight Per Sheet (Estimated)
		1 (Inches)	2 (Inches)		
14PL61	0.250	48.5	144.5	3.640	177.160
14PL61	0.250	60.5	144.5	3.640	221.007
14PL61	0.250	72.5	144.5	3.640	264.810
516PL61	0.313	48.5	144.5	4.550	221.450
516PL61	0.313	60.5	144.5	4.550	276.258
38PL61	0.375	48.5	144.5	5.450	265.250
38PL61	0.375	60.5	144.5	5.450	330.903
38PL61	0.375	72.5	144.5	5.450	396.496
716PL61	0.438	48.5	144.5	6.370	310.020
716PL61	0.438	60.5	144.5	6.370	386.720
12PL61	0.500	48.5	144.5	7.270	353.830
12PL61	0.500	60.5	144.5	7.270	441.406
12PL61	0.500	72.5	144.5	7.270	528.905
916PL61	0.563	48.5	144.5	8.180	398.160
916PL61	0.563	60.5	144.5	8.180	496.608
58PL61	0.625	48.5	144.5	9.090	442.410
58PL61	0.625	60.5	144.5	9.090	551.909
58PL61	0.625	72.5	144.5	9.090	661.313
34PL61	0.750	48.5	144.5	10.910	530.990
34PL61	0.750	60.5	144.5	10.910	662.412
34PL61	0.750	72.5	144.5	10.910	793.721
78PL61	0.875	48.5	144.5	12.730	619.540
78PL61	0.875	60.5	144.5	12.730	772.915
78PL61	0.875	72.5	144.5	12.730	926.129
1PL61	1.000	48.5	144.5	14.540	707.660
1PL61	1.000	60.5	144.5	14.540	882.811
1PL61	1.000	72.5	144.5	14.540	1057.810
118PL61	1.125	48.5	144.5	16.360	796.240
118PL61	1.125	60.5	144.5	16.360	993.216



# Aluminum Plate

Wrought Tooling Plate 6061-T651

ASTM B209, AMS-QQ-A-250/11, AMS 4027

Part Number	Thickness (Inches)	Dimensions		Weight Per Sq. Foot (Estimated)	Weight Per Sheet (Estimated)
		1 (Inches)	2 (Inches)		
114PL61	1.250	48.5	144.5	18.180	884.820
114PL61	1.250	60.5	144.5	18.180	1103.817
114PL61	1.250	72.5	144.5	18.180	1322.626
138PL61	1.375	48.5	144.5	20.000	973.400
138PL61	1.375	60.5	144.5	20.000	1214.201
112PL61	1.500	48.5	144.5	21.820	1061.980
112PL61	1.500	60.5	144.5	21.820	1324.824
112PL61	1.500	72.5	144.5	21.820	1587.442
158PL61	1.625	48.5	144.5	23.640	1150.521
158PL61	1.625	60.5	144.5	23.640	1435.186
134PL61	1.750	48.5	144.5	25.450	1238.650
134PL61	1.750	60.5	144.5	25.450	1484.507
134PL61	1.750	72.5	144.5	25.450	1851.531
2PL61	2.000	48.5	144.5	29.090	1415.810
2PL61	2.000	60.5	144.5	29.090	1766.229
2PL61	2.000	72.5	144.5	29.090	2116.348
214PL61	2.250	48.5	144.5	32.720	1592.480
214PL61	2.250	60.5	144.5	32.720	1986.628
214PL61	2.250	72.5	144.5	32.720	2380.436
212PL61	2.500	48.5	144.5	36.360	1769.640
212PL61	2.500	60.5	144.5	36.360	2207.634
212PL61	2.500	72.5	144.5	36.360	2645.253
234PL61	2.750	48.5	144.5	40.000	1946.540
234PL61	2.750	60.5	144.5	40.000	2428.640
3PL61	3.000	48.5	144.5	43.630	2123.470
3PL61	3.000	60.5	144.5	43.630	2649.039
3PL61	3.000	72.5	144.5	43.630	3174.158
312PL61	3.500	48.5	144.5	50.900	2477.300
312PL61	3.500	60.5	144.5	50.900	3090.445

# Aluminum Plate

Wrought Tooling Plate 6061-T651

ASTM B209, AMS-QQ-A-250/11, AMS 4027

---

Part Number	Thickness (Inches)	Dimensions		Weight Per Sq. Foot (Estimated)	Weight Per Sheet (Estimated)
		1 (Inches)	2 (Inches)		
312PL61	3.500	72.5	144.5	50.900	3703.063
4PL61	4.000	48.5	144.5	58.180	2831.620
4PL61	4.000	60.5	144.5	58.180	3532.111
4PL61	4.000	72.5	144.5	58.180	4232.696
412PL61	4.500	48.5	144.5	67.340	3277.330
412PL61	4.500	60.5	144.5	67.340	4088.216
5PL61	5.000	48.5	144.5	72.720	3539.166
5PL61	5.000	60.5	144.5	72.720	4414.836
514PL61	5.250	48.5	144.5	74.088	3605.745
512PL61	5.500	48.5	144.5	79.990	3892.985
6PL61	6.000	48.5	144.5	87.260	3541.620
6PL61	6.000	60.5	144.5	87.260	4247.273
614PL61	6.250	60.5	144.5	92.165	4485.523
612PL61	6.500	Random	Random	95.000	N/A
7PL61	7.000	Random	Random	101.800	N/A
8PL61	8.000	Random	Random	116.350	N/A
812PL61	8.500	Random	Random	123.624	N/A
9PL61	9.000	Random	Random	130.900	N/A
10PL61	10.000	Random	Random	145.440	N/A
11PL61*	11.000	Random	Random	160.000	N/A
120PL61*	12.000	Random	Random	169.300	N/A
1212PL61*	12.500	Random	Random	184.331	N/A

\* 6061-T6

---



# Aluminum Plate

## Wrought Tooling Plate 7075-T651

ASTM B209, AMS-QQ-A-250/12, AMS-QQ-A-250/24, AMS 4045

---

Part Number	Thickness (Inches)	Dimensions		Weight Per Sq. Foot (Estimated)	Weight Per Sheet (Estimated)
		1 (Inches)	2 (Inches)		
14PL75	0.250	48.5	144.5	3.748	182.409
38PL75	0.375	48.5	144.5	5.622	273.614
12PL75	0.500	48.5	144.5	7.496	364.818
58PL75	0.625	48.5	144.5	9.371	456.072
34PL75	0.750	48.5	144.5	11.245	547.276
1PL75	1.000	48.5	144.5	14.993	729.685
114PL75	1.250	48.5	144.5	18.742	912.143
112PL75	1.500	48.5	144.5	22.490	1094.552
134PL75	1.750	48.5	144.5	26.239	1277.010
2PL75	2.000	48.5	144.5	29.987	1459.419
214PL75	2.250	48.5	144.5	33.736	1641.877
212PL75	2.500	48.5	144.5	37.484	1824.286
3PL75	3.000	48.5	144.5	44.981	2189.153
312PL75	3.500	48.5	144.5	52.478	2554.020
4PL75	4.000	48.5	144.5	59.986	2919.423
5PL75	5.000	48.5	144.5	74.969	3648.622
6PL75	6.000	48.5	144.5	89.962	4378.307

# Aluminum Plate

Aerospace Plate 7050-T7451 US1\*

AMS 4050, BAMS 516-003, BMS 7-323 Type I,  
DMS 2233, DMS 2459, MMS 1420, AMS-STD-2154,  
ASTM B594, BSS 7055, GAMPS 9101

---

Part Number	Thickness (Inches)	Dimensions		Weight Per Sq. Foot (Estimated)	Weight Per Sheet (Estimated)
		1 (Inches)	2 (Inches)		
38PL50T7451U	0.375	48.5	144.5	5.508	268.066
12PL50T7451U	0.500	48.5	144.5	7.344	357.421
34PL50T7451U	0.750	48.5	144.5	11.016	536.131
1PL50T7451U	1.000	48.5	144.5	14.688	714.842
114PL50T7451U	1.250	48.5	144.5	18.360	893.552
112PL50T7451U	1.500	48.5	144.5	22.032	1072.262
134PL50T7451U	1.750	48.5	144.5	25.704	1250.973
18PL50T7451U	1.800	48.5	144.5	26.438	1286.695
2PL50T7451U	2.000	48.5	144.5	29.376	1429.683
214PL50T7451U	2.250	48.5	144.5	33.048	1608.393
212PL50T7451U	2.500	48.5	144.5	36.720	1787.104
234PL50T7451U	2.750	48.5	144.5	40.392	1965.814
3PL50T7451U	3.000	48.5	144.5	44.064	2144.525
314PL50T7451U	3.250	48.5	144.5	47.736	2323.235
312PL50T7451U	3.500	48.5	144.5	51.408	2501.945
334PL50T7451U	3.750	48.5	144.5	55.080	2680.656
4PL50T7451U	4.000	48.5	144.5	58.752	2859.366
414PL50T7451U	4.250	48.5	144.5	62.424	3038.076
412PL50T7451U	4.500	48.5	144.5	66.096	3216.787
5PL50T7451U	5.000	48.5	144.5	73.440	3574.208
514PL50T7451U	5.250	48.5	144.5	77.112	3752.918
7PL50T7451U	7.000	48.5	144.5	102.816	5003.891

\* Ultrasonic Imaging

---



# Aluminum Diamond Plate

Tread Plate 6061-T6

NO SPECIFICATIONS

---

Part Number	Thickness (Inches)	Dimensions		Weight Per Sq. Foot (Estimated)	Weight Per Sheet (Estimated)
		1 (Inches)	2 (Inches)		
125TP61	0.125	48	192	1.900	121.600
125TP61	0.125	60	192	1.900	152.000
188TP61	0.188	48	96	2.800	89.600
188TP61	0.188	48	192	2.800	179.000
188TP61	0.188	60	192	2.800	224.000
14TP61	0.250	48	96	3.700	118.400
14TP61	0.250	48	144	3.700	177.600
14TP61	0.250	48	192	3.700	236.800
14TP61	0.250	60	96	3.700	148.000
14TP61	0.250	60	192	3.700	296.000
38TP61	0.375	48	192	5.590	357.760
38TP61	0.375	60	192	5.590	447.200
12TP61	0.500	48	192	7.270	465.280
12TP61	0.500	60	192	7.270	581.600

# Aluminum Diamond Plate and Coil

Tread Bright 3003-H22/H24

NO SPECIFICATIONS

---

Part Number	Thickness (Inches)	Dimensions		Weight Per Sq. Foot (Estimated)	Weight Per Sheet (Estimated)
		1 (Inches)	2 (Inches)		
063TPB	0.063	48	96	1.010	32.362
063TPB	0.063	48	120	1.010	40.400
063TPB	0.063	48	144	1.010	48.480
063TPB	0.063	48	192	1.010	64.640
063TPBCL	0.063	48	Coil	1.010	N/A
063TPB	0.063	60	96	1.010	40.400
063TPB	0.063	60	192	1.010	80.800
063TPBCL	0.063	60	Coil	1.010	N/A
080TPB	0.080	48	96	1.280	40.960
080TPB	0.080	48	120	1.280	51.200
080TPB	0.080	48	144	1.280	61.440
080TPB	0.080	48	192	1.280	81.920
080TPBCL	0.080	48	Coil	1.280	N/A
080TPB	0.080	60	96	1.280	51.200
080TPB	0.080	60	192	1.280	102.400
080TPBCL	0.080	60	Coil	1.280	N/A
100TPB	0.100	48	96	1.570	50.240
100TPB	0.100	48	120	1.570	62.800
100TPB	0.100	48	144	1.570	75.360
100TPB	0.100	48	192	1.570	100.480
100TPBCL	0.100	48	Coil	1.570	N/A
100TPB	0.100	60	96	1.570	54.950
100TPB	0.100	60	192	1.570	125.600
100TPBCL	0.100	60	Coil	1.570	N/A
125TPB	0.125	48	96	1.925	61.600
125TPB	0.125	48	120	1.925	77.000
125TPB	0.125	48	144	1.925	92.400
125TPB	0.125	48	192	1.925	123.200
125TPBCL	0.125	48	Coil	1.925	N/A

---



**COAST ALUMINUM**

# Aluminum Diamond Plate and Coil

Tread Bright 3003-H22/H24

NO SPECIFICATIONS

---

Part Number	Thickness (Inches)	Dimensions		Weight Per Sq. Foot (Estimated)	Weight Per Sheet (Estimated)
		1 (Inches)	2 (Inches)		
125TPB	0.125	60	96	1.925	77.000
125TPB	0.125	60	192	1.925	154.000
125TPBCL	0.125	60	Coil	1.925	N/A
188TPB	0.188	48	192	2.813	179.000
188TPB	0.188	60	192	2.813	224.960
14TPB	0.250	48	192	3.700	236.800
14TPB	0.250	60	192	3.700	296.000



**COAST ALUMINUM**

# Aluminum Diamond Plate

Tread Bright 5052-H32

NO SPECIFICATIONS

---

Part Number	Thickness (Inches)	Dimensions		Weight Per Sq. Foot (Estimated)	Weight Per Sheet (Estimated)
		1 (Inches)	2 (Inches)		
125TPB52	0.125	60	192	1.925	154.000
188TPB52	0.188	60	192	2.813	225.040



**COAST ALUMINUM**



# Aluminum Diamond Plate

FTQ\* Embossed Tread Bright 3003-H22

NO SPECIFICATIONS

---

Part Number	Thickness (Inches)	Dimensions		Weight Per Sq. Foot (Estimated)	Weight Per Sheet (Estimated)
		1 (Inches)	2 (Inches)		
125TPBE	0.125	60	120	1.925	96.250
125TPBE	0.125	60	144	1.925	115.500

\* Fire Truck Quality, C102 Pattern

---



**COAST ALUMINUM**

# Aluminum Sheet and Coil

3003-H14

ASTM B209, AMS-QQ-A-250/2, AMS 4008

Part Number	Thickness (Inches)	Dimensions		Weight Per Sq. Foot (Estimated)	Weight Per Sheet (Estimated)
		1 (Inches)	2 (Inches)		
025SH3003	0.025	48	120	0.356	14.240
025SH3003	0.025	48	144	0.356	17.088
032SH3003	0.032	48	96	0.456	14.592
032SH3003	0.032	48	120	0.456	18.240
032SH3003	0.032	48	144	0.456	21.888
032CL3003	0.032	48	Coil	0.456	N/A
040SH3003	0.040	48	96	0.570	18.240
040SH3003	0.040	48	120	0.570	22.800
040SH3003	0.040	48	144	0.570	27.360
040CL3003	0.040	48	Coil	0.570	N/A
040SH3003	0.040	60	120	0.570	28.500
040SH3003	0.040	60	144	0.570	34.200
040CL3003	0.040	60	Coil	0.570	N/A
050SH3003	0.050	48	96	0.713	22.816
050SH3003	0.050	48	120	0.713	28.520
050SH3003	0.050	48	144	0.713	34.224
050CL3003	0.050	48	Coil	0.713	N/A
050SH3003	0.050	60	120	0.713	35.650
050SH3003	0.050	60	144	0.713	42.780
050CL3003	0.050	60	Coil	0.713	N/A
063SH3003	0.063	48	96	0.898	28.736
063SH3003	0.063	48	120	0.898	35.920
063SH3003	0.063	48	144	0.898	43.104
063CL3003	0.063	48	Coil	0.898	N/A
063SH3003	0.063	60	120	0.898	44.900
063SH3003	0.063	60	144	0.898	53.880
063CL3003	0.063	60	Coil	0.898	N/A
080SH3003	0.080	48	96	1.140	36.480
080SH3003	0.080	48	120	1.140	45.600

# Aluminum Sheet and Coil

3003-H14

ASTM B209, AMS-QQ-A-250/2, AMS 4008

---

Part Number	Thickness (Inches)	Dimensions		Weight Per Sq. Foot (Estimated)	Weight Per Sheet (Estimated)
		1 (Inches)	2 (Inches)		
080SH3003	0.080	48	144	1.140	54.720
080CL3003	0.080	48	Coil	1.140	N/A
080SH3003	0.080	60	120	1.140	57.000
080SH3003	0.080	60	144	1.140	68.400
080CL3003	0.080	60	Coil	1.140	N/A
090SH3003	0.090	48	96	1.283	41.056
090SH3003	0.090	48	120	1.283	51.320
090SH3003	0.090	48	144	1.283	61.584
090CL3003	0.090	48	Coil	1.283	N/A
100SH3003	0.100	48	96	1.426	45.632
100SH3003	0.100	48	120	1.426	57.024
100SH3003	0.100	48	144	1.426	68.448
100CL3003	0.100	48	Coil	1.426	N/A
125SH3003	0.125	48	96	1.782	57.024
125SH3003	0.125	48	120	1.782	71.280
125SH3003	0.125	48	144	1.782	85.536
125CL3003	0.125	48	Coil	1.782	N/A
125SH3003	0.125	60	120	1.782	89.100
125SH3003	0.125	60	144	1.782	106.920
125CL3003	0.125	60	Coil	1.782	N/A

# Aluminum Plate

## K100-S Cast Plate

NO SPECIFICATIONS

Available on request: K100-S up to 6 inches thick

Part Number	Thickness (Inches)	Dimensions		Weight Per Sq. Foot (Estimated)	Weight Per Sheet (Estimated)
		1 (Inches)	2 (Inches)		
14K100S	0.250	48.5	144.5	3.635	176.916
14K100S	0.250	60.5	144.5	3.635	220.681
516K100S	0.313	48.5	144.5	4.546	221.247
516K100S	0.313	60.5	144.5	4.546	275.988
38K100S	0.375	48.5	144.5	5.454	265.446
38K100S	0.375	60.5	144.5	5.454	331.112
12K100S	0.500	48.5	144.5	7.272	353.928
12K100S	0.500	60.5	144.5	7.272	441.483
58K100S	0.625	48.5	144.5	9.090	442.410
58K100S	0.625	60.5	144.5	9.090	551.854
34K100S	0.750	48.5	144.5	10.908	530.892
34K100S	0.750	60.5	144.5	10.908	662.225
78K100S	0.875	48.5	144.5	12.726	619.374
78K100S	0.875	60.5	144.5	12.726	772.955
1K100S	1.000	48.5	144.5	14.544	707.857
1K100S	1.000	60.5	144.5	14.544	882.966
114K100S	1.250	48.5	144.5	18.189	885.259
114K100S	1.250	60.5	144.5	18.189	1104.254
112K100S	1.500	48.5	144.5	21.816	1061.785
112K100S	1.500	60.5	144.5	21.816	1324.449
134K100S	1.750	48.5	144.5	25.452	1238.749
134K100S	1.750	60.5	144.5	25.452	1544.191
2K100S	2.000	48.5	144.5	29.088	1415.713
2K100S	2.000	60.5	144.5	29.088	1765.933
212K100S	2.500	48.5	144.5	36.360	1769.641
212K100S	2.500	60.5	144.5	36.360	2207.416
3K100S	3.000	48.5	144.5	43.632	2123.570



**COAST ALUMINUM**

# Aluminum Plate

## K100-S Cast Plate

### NO SPECIFICATIONS

---

Available on request: K100-S up to 6 inches thick

Part Number	Thickness (Inches)	Dimensions		Weight Per Sq. Foot (Estimated)	Weight Per Sheet (Estimated)
		1 (Inches)	2 (Inches)		
3K100S	3.000	60.5	144.5	43.632	2648.899
312K100S	3.500	48.5	144.5	50.904	2477.416
312K100S	3.500	60.5	144.5	50.904	3090.385
4K100S	4.000	48.5	144.5	55.321	2692.385



**COAST ALUMINUM**

# Aluminum Plate

## M-1 Mold Plate

NO SPECIFICATIONS

---

Available on request: M-1 mold plate up to 30 inches thick

Part Number	Thickness (Inches)	Dimensions		Weight Per Sq. Foot (Estimated)	Weight Per Sheet (Estimated)
		1 (Inches)	2 (Inches)		
2PLM1	2.000	48.5	150	29.952	1513.200
2PLM1	2.000	60.5	150	29.952	1887.600
3PLM1	3.000	48.5	150	44.928	2269.800
3PLM1	3.000	60.5	150	44.928	2831.400
4PLM1	4.000	48.5	150	59.904	3026.400
4PLM1	4.000	60.5	150	59.904	3775.200
5PLM1	5.000	48.5	150	74.880	3783.000
5PLM1	5.000	60.5	150	74.880	4719.000
6PLM1	6.000	48.5	150	89.856	4539.600
6PLM1	6.000	60.5	150	89.856	5662.800



**COAST ALUMINUM**

# Aluminum Plate

MIC6 Cast Plate

NO SPECIFICATIONS

---

Part Number	Thickness (Inches)	Dimensions		Weight Per Sq. Foot (Estimated)	Weight Per Sheet (Estimated)
		1 (Inches)	2 (Inches)		
14MIC6	0.250	48.5	144.5	3.635	176.910
14MIC6	0.250	60.5	144.5	3.635	220.681
516MIC6	0.313	48.5	144.5	4.552	221.539
516MIC6	0.313	60.5	144.5	4.552	276.352
38MIC6	0.375	48.5	144.5	5.454	265.437
38MIC6	0.375	60.5	144.5	5.454	331.113
12MIC6	0.500	48.5	144.5	7.272	353.917
12MIC6	0.500	60.5	144.5	7.272	441.484
58MIC6	0.625	48.5	144.5	9.090	442.396
58MIC6	0.625	60.5	144.5	9.090	551.855
34MIC6	0.750	48.5	144.5	10.908	530.875
34MIC6	0.750	60.5	144.5	10.908	662.225
78MIC6	0.875	48.5	144.5	12.726	619.354
1MIC6	1.000	48.5	144.5	14.544	707.833
1MIC6	1.000	60.5	144.5	14.544	882.967
114MIC6	1.250	48.5	144.5	18.189	885.230
114MIC6	1.250	60.5	144.5	18.189	1104.255
112MIC6	1.500	48.5	144.5	21.816	1061.750
112MIC6	1.500	60.5	144.5	21.816	1324.451
134MIC6	1.750	48.5	144.5	25.452	1238.708
2MIC6	2.000	48.5	144.5	29.088	1415.667
2MIC6	2.000	60.5	144.5	29.088	1765.935




**COAST ALUMINUM**

# Stainless Steel Rod

303 / 12 Foot Random Lengths

ASTM A582, ASTM A484, AMS QQ-S-764



Part Number	A (Inches)	Weight Per Foot (Estimated)	Weight Per Piece (Estimated)
18R303	0.125	0.042	Random
316R303	0.188	0.094	Random
14R303	0.250	0.170	Random
516R303	0.313	0.260	Random
38R303	0.375	0.380	Random
716R303	0.438	0.510	Random
12R303	0.500	0.670	Random
916R303	0.562	0.861	Random
58R303	0.625	1.040	Random
34R303	0.750	1.500	Random
78R303	0.875	2.040	Random
1R303	1.000	2.670	Random
118R303	1.125	3.382	Random
1316R303	1.188	3.767	Random
114R303	1.250	4.170	Random
1516R303	1.313	4.600	Random
138R303	1.375	5.053	Random
112R303	1.500	6.010	Random
158R303	1.625	7.053	Random
134R303	1.750	8.180	Random
178R303	1.875	9.393	Random
2R303	2.000	10.680	Random
214R303	2.250	13.523	Random
218R303	2.125	12.073	Random
238R303	2.375	15.060	Random



**COAST ALUMINUM**



# Stainless Steel Rod

303 / 12 Foot Random Lengths

ASTM A582, ASTM A484, AMS QQ-S-764

---



Part Number	A (Inches)	Weight Per Foot (Estimated)	Weight Per Piece (Estimated)
212R303	2.500	16.690	Random
234R303	2.750	20.203	Random
3R303	3.000	24.030	Random
314R303	3.250	28.350	Random
312R303	3.500	32.713	Random
4R303	4.000	42.733	Random
5R303	5.000	66.800	Random



**COAST ALUMINUM**

# Stainless Steel Rod

304/304L / 12 Foot Random Lengths

ASTM A276, ASTM A479, AMS QQ-S-763




Part Number	A (Inches)	Weight Per Foot (Estimated)	Weight Per Piece (Estimated)
18R304	0.125	0.042	Random
316R304	0.188	0.094	Random
14R304	0.250	0.170	Random
516R304	0.313	0.260	Random
38R304	0.375	0.380	Random
716R304	0.438	0.510	Random
12R304	0.500	0.670	Random
916R304	0.562	0.861	Random
58R304	0.625	1.040	Random
34R304	0.750	1.500	Random
78R304	0.875	2.040	Random
1R304	1.000	2.670	Random
118R304	1.125	3.383	Random
114R304	1.250	4.170	Random
138R304	1.375	5.049	Random
112R304	1.500	6.010	Random
158R304	1.625	7.083	Random
134R304	1.750	8.180	Random
178R304	1.875	9.393	Random
2R304	2.000	10.680	Random
214R304	2.250	13.520	Random
212R304	2.500	16.690	Random
234R304	2.750	20.203	Random
3R304	3.000	24.030	Random
318R304	3.125	26.074	Random

# Stainless Steel Rod

304/304L / 12 Foot Random Lengths

ASTM A276, ASTM A479, AMS QQ-S-763

---



Part Number	A (Inches)	Weight Per Foot (Estimated)	Weight Per Piece (Estimated)
314R304	3.250	28.350	Random
312R304	3.500	32.700	Random
4R304	4.000	42.720	Random
412R304	4.500	54.070	Random
5R304	5.000	66.760	Random
6R304	6.000	96.170	Random
8R304	8.000	178.590	Random
9R304	9.000	216.320	Random



**COAST ALUMINUM**

# Stainless Steel Rod

316/316L / 12 Foot Random Lengths

ASTM A276, ASTM A479



Part Number	A (Inches)	Weight Per Foot (Estimated)	Weight Per Piece (Estimated)
316R316	0.188	0.094	Random
14R316	0.250	0.170	Random
516R316	0.313	0.260	Random
38R316	0.375	0.380	Random
12R316	0.500	0.670	Random
58R316	0.625	1.040	Random
34R316	0.750	1.500	Random
78R316	0.875	2.040	Random
1R316	1.000	2.670	Random
114R316	1.250	4.170	Random
138R316	1.375	5.050	Random
112R316	1.500	6.010	Random
158R316	1.625	7.080	Random
2R316	2.000	10.680	Random

# Stainless Steel Square Bar

303 / 12 Foot Random Lengths

ASTM A582, ASTM A484, AMS QQ-S-764

---

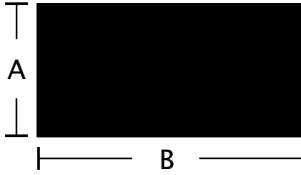


Part Number	A (Inches)	Weight Per Foot (Estimated)	Weight Per Piece (Estimated)
316SQ303	0.188	0.120	Random
14SQ303	0.250	0.210	Random
516SQ303	0.313	0.330	Random
38SQ303	0.375	0.470	Random
12SQ303	0.500	0.850	Random
58SQ303	0.625	1.320	Random
34SQ303	0.750	1.910	Random
1SQ303	1.000	3.400	Random
114SQ303	1.250	5.313	Random

# Stainless Steel Rectangular Bar

Plate Cut 304/304L / 12 Foot Random Lengths

ASTM A240, ASTM A480, ASTM A484



Part Number	A (Inches)	B (Inches)	Weight Per Foot (Estimated)	Weight Per Piece (Estimated)
1812B304	0.125	0.500	0.213	Random
1834B304	0.125	0.750	0.319	Random
181B304	0.125	1.000	0.425	Random
18114B304	0.125	1.250	0.532	Random
18112B304	0.125	1.500	0.638	Random
182B304	0.125	2.000	0.851	Random
183B304	0.125	3.000	1.278	Random
184B304	0.125	4.000	1.666	Random
31634B304	0.188	0.750	0.478	Random
3161B304	0.188	1.000	0.638	Random
316114B304	0.188	1.250	0.797	Random
316112B304	0.188	1.500	0.957	Random
3162B304	0.188	2.000	1.276	Random
3163B304	0.188	3.000	1.914	Random
3164B304	0.188	4.000	2.552	Random
1434B304	0.250	0.750	0.635	Random
141B304	0.250	1.000	0.851	Random
14114B304	0.250	1.250	1.077	Random
14112B304	0.250	1.500	1.276	Random
142B304	0.250	2.000	1.702	Random
14212B304	0.250	2.500	2.127	Random
143B304	0.250	3.000	2.552	Random
144B304	0.250	4.000	3.402	Random
145B304	0.250	5.000	4.250	Random
146B304	0.250	6.000	5.105	Random

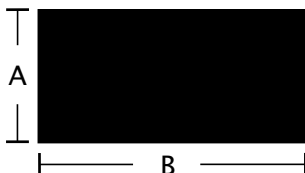


**COAST ALUMINUM**

# Stainless Steel Rectangular Bar

Plate Cut 304/304L / 12 Foot Random Lengths

ASTM A240, ASTM A480, ASTM A484

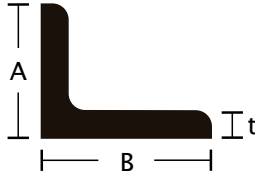


Part Number	A (Inches)	B (Inches)	Weight Per Foot (Estimated)	Weight Per Piece (Estimated)
381B304	0.375	1.000	1.276	Random
38114B304	0.375	1.250	1.594	Random
38112B304	0.375	1.500	1.914	Random
382B304	0.375	2.000	2.552	Random
38212B304	0.375	2.500	3.191	Random
383B304	0.375	3.000	3.829	Random
384B304	0.375	4.000	5.105	Random
386B304	0.375	6.000	7.657	Random
121B304	0.500	1.000	1.700	Random
12114B304	0.500	1.250	2.125	Random
12112B304	0.500	1.500	2.552	Random
122B304	0.500	2.000	3.403	Random
12212B304	0.500	2.500	4.254	Random
123B304	0.500	3.000	5.105	Random
12312B304	0.500	3.500	5.956	Random
124B304	0.500	4.000	6.806	Random
125B304	0.500	5.000	8.500	Random
126B304	0.500	6.000	10.210	Random

# Stainless Steel Angle

304/304L / 20 Foot Random Lengths

ASTM A276, ASTM A479, AMS QQ-S-763



Part Number	A (Inches)	B (Inches)	t (Inches)	Weight Per Foot (Estimated)	Weight Per Piece (Estimated)
343418A304	0.750	0.750	0.125	0.590	Random
1118A304	1.000	1.000	0.125	0.800	Random
11316A304	1.000	1.000	0.188	1.160	Random
1114A304	1.000	1.000	0.250	1.400	Random
11411418A304	1.250	1.250	0.125	1.010	Random
114114316A304	1.250	1.250	0.188	1.480	Random
11211218A304	1.500	1.500	0.125	1.230	Random
112112316A304	1.500	1.500	0.188	1.800	Random
11211214A304	1.500	1.500	0.250	2.340	Random
2218A304	2.000	2.000	0.125	1.650	Random
22316A304	2.000	2.000	0.188	2.440	Random
2214A304	2.000	2.000	0.250	3.190	Random
2238A304	2.000	2.000	0.375	4.700	Random
212212316A304	2.500	2.500	0.188	3.070	Random
21221214A304	2.500	2.500	0.250	4.100	Random
33316A304	3.000	3.000	0.188	3.710	Random
3314A304	3.000	3.000	0.250	4.900	Random
3338A304	3.000	3.000	0.375	7.200	Random
4414A304	4.000	4.000	0.250	6.600	Random
4438A304	4.000	4.000	0.375	9.800	Random



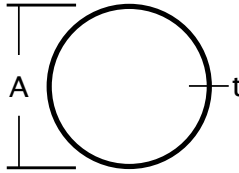
**COAST ALUMINUM**



# Stainless Steel Round Tube

304 Welded Mill Finish / 20 Foot Random Lengths

ASTM A554

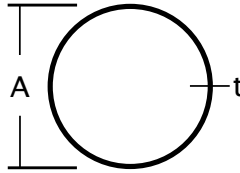


Part Number	A (Inches)	t (Inches)	Weight Per Foot (Estimated)	Weight Per Piece (Estimated)
34065TB304	0.750	0.065	0.476	Random
1065TB304	1.000	0.065	0.649	Random
1120TB304	1.000	0.120	1.128	Random
114065TB304	1.250	0.065	0.823	Random
114120TB304	1.250	0.120	1.428	Random
112065TB304	1.500	0.065	0.996	Random
112120TB304	1.500	0.120	1.769	Random
158065TB304	1.625	0.065	1.083	Random
2065TB304	2.000	0.065	1.343	Random
2120TB304	2.000	0.120	2.409	Random
212065TB304	2.500	0.065	1.690	Random
212120TB304	2.500	0.120	3.050	Random
3065TB304	3.000	0.065	2.037	Random
3120TB304	3.000	0.120	3.691	Random

# Stainless Steel Round Tube

304 Welded #4 Finish / 20 Foot Random Lengths

ASTM A554

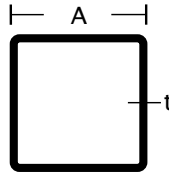


Part Number	A (Inches)	t (Inches)	Weight Per Foot (Estimated)	Weight Per Piece (Estimated)
12065TB304#4	0.500	0.065	0.302	Random
34065TB304#4	0.750	0.065	0.476	Random
1065TB304#4	1.000	0.065	0.649	Random
114065TB304#4	1.250	0.065	0.823	Random
114120TB304#4	1.250	0.120	1.428	Random
112065TB304#4	1.500	0.065	0.996	Random
112120TB304#4	1.500	0.120	1.738	Random
158065TB304#4	1.625	0.065	1.083	Random
2065TB304#4	2.000	0.065	1.340	Random
2120TB304#4	2.000	0.120	2.409	Random

# Stainless Steel Square Tube

304 Welded Mill Finish / 20 Foot Random Lengths

ASTM A554



Part Number	A (Inches)	t (Inches)	Weight Per Foot (Estimated)	Weight Per Piece (Estimated)
12065ST304	0.500	0.065	0.390	Random
34065ST304	0.750	0.065	0.610	Random
34120ST304	0.750	0.120	1.210	Random
1065ST304	1.000	0.065	0.827	Random
1120ST304	1.000	0.120	1.436	Random
114065ST304	1.250	0.065	1.045	Random
114120ST304	1.250	0.120	1.842	Random
112065ST304	1.500	0.065	1.269	Random
112120ST304	1.500	0.120	2.255	Random
112180ST304	1.500	0.180	3.225	Random
2065ST304	2.000	0.065	1.711	Random
2120ST304	2.000	0.120	3.068	Random
2180ST304	2.000	0.180	4.460	Random
2250ST304	2.000	0.250	6.100	Random
212120ST304	2.500	0.120	3.884	Random
212180ST304	2.500	0.180	5.679	Random
3120ST304	3.000	0.120	4.700	Random
3180ST304	3.000	0.180	6.903	Random
3250ST304	3.000	0.250	8.953	Random
4120ST304	4.000	0.120	6.260	Random
4180ST304	4.000	0.180	9.270	Random
4250ST304	4.000	0.250	12.683	Random
6250ST304	6.000	0.250	19.020	Random

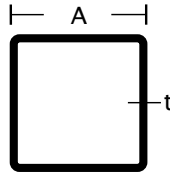


**COAST ALUMINUM**

# Stainless Steel Square Tube

304 Welded 180 Grit / 20 Foot Random Lengths

ASTM A554



Part Number	A (Inches)	t (Inches)	Weight Per Foot (Estimated)	Weight Per Piece (Estimated)
34065ST304#4	0.750	0.065	0.610	Random
1065ST304#4	1.000	0.065	0.827	Random
1120ST304#4	1.000	0.120	1.436	Random
114065ST304#4	1.250	0.065	1.045	Random
112065ST304#4	1.500	0.065	1.269	Random
112120ST304#4	1.500	0.120	2.255	Random
2065ST304#4	2.000	0.065	1.711	Random
2120ST304#4	2.000	0.120	3.068	Random

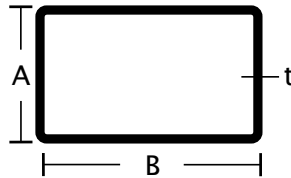


**COAST ALUMINUM**

# Stainless Steel Rectangular Tube

304 Welded Mill Finish / 20 Foot Random Lengths

ASTM A554

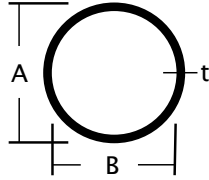


Part Number	A (Inches)	B (Inches)	t (Inches)	Weight Per Foot (Estimated)	Weight Per Piece (Estimated)
1112120T304	1.000	1.500	0.120	1.875	Random
12065T304	1.000	2.000	0.065	1.268	Random
12120T304	1.000	2.000	0.120	2.260	Random
13120T304	1.000	3.000	0.120	3.070	Random
1123120T304	1.500	3.000	0.120	3.476	Random
23120T304	2.000	3.000	0.120	3.880	Random
23180T304	2.000	3.000	0.180	5.679	Random
24120T304	2.000	4.000	0.120	4.700	Random
24180T304	2.000	4.000	0.180	6.903	Random
24250T304	2.000	4.000	0.250	8.935	Random
26180T304	2.000	6.000	0.180	9.270	Random

# Stainless Steel Welded Pipe

Schedule 40 304L / 20 Foot Random Lengths

ASTM A312, ASTM A999



Part Number	Nominal Pipe Size	A (Inches)	B (Inches)	t (Inches)	Weight Per Foot (Estimated)	Weight Per Piece (Estimated)
1240P304	0.500	0.840	0.622	0.109	0.851	Random
3440P304	0.750	1.050	0.824	0.113	1.131	Random
140P304	1.000	1.315	1.049	0.133	1.679	Random
11440P304	1.250	1.660	1.380	0.140	2.273	Random
11240P304	1.500	1.900	1.610	0.145	2.718	Random
240P304	2.000	2.375	2.067	0.154	3.653	Random
21240P304	2.500	2.875	2.469	0.203	5.847	Random
340P304	3.000	3.500	3.068	0.216	7.647	Random
440P304	4.000	4.500	4.026	0.237	10.893	Random



**COAST ALUMINUM**

# Stainless Steel Sheet

304L 2B

ASTM A240, ASTM A480, ASTM A666

Part Number	Gauge	Dimensions		Weight Per Sq. Foot (Estimated)	Weight Per Sheet (Estimated)
		1 (Inches)	2 (Inches)		
7GA3042B	7	48	96	7.870	251.840
7GA3042B	7	48	120	7.870	314.800
10GA3042B	10	48	96	5.670	181.440
10GA3042B	10	48	120	5.670	226.800
10GA3042B	10	48	144	5.670	272.160
10GA3042B	10	60	96	5.670	226.800
10GA3042B	10	60	120	5.670	283.500
11GA3042B	11	48	96	5.040	161.280
11GA3042B	11	48	120	5.040	201.600
11GA3042B	11	48	144	5.040	241.920
11GA3042B	11	60	120	5.040	252.000
12GA3042B	12	48	96	4.410	141.120
12GA3042B	12	48	120	4.410	176.400
12GA3042B	12	48	144	4.410	211.680
12GA3042B	12	60	96	4.410	176.400
12GA3042B	12	60	120	4.410	220.500
12GA3042B	12	60	144	4.410	264.600
13GA3042B	13	48	120	3.780	151.200
14GA3042B	14	36	120	3.150	94.500
14GA3042B	14	48	96	3.150	100.800
14GA3042B	14	48	120	3.150	126.000
14GA3042B	14	48	144	3.150	151.200
14GA3042B	14	60	96	3.150	126.000
14GA3042B	14	60	120	3.150	157.500
14GA3042B	14	60	144	3.150	189.000
16GA3042B	16	36	120	2.520	75.600
16GA3042B	16	48	96	2.520	80.640
16GA3042B	16	48	120	2.520	100.800
16GA3042B	16	48	144	2.520	120.960



**COAST ALUMINUM**

# Stainless Steel Sheet

304L 2B

ASTM A240, ASTM A480, ASTM A666

---

Part Number	Gauge	Dimensions		Weight Per Sq. Foot (Estimated)	Weight Per Sheet (Estimated)
		1 (Inches)	2 (Inches)		
16GA3042B	16	60	96	2.520	100.800
16GA3042B	16	60	120	2.520	126.000
16GA3042B	16	60	144	2.520	151.200
18GA3042B	18	36	120	2.020	60.600
18GA3042B	18	48	96	2.020	64.640
18GA3042B	18	48	120	2.020	80.800
18GA3042B	18	48	144	2.020	96.960
18GA3042B	18	60	120	2.020	101.000
18GA3042B	18	60	144	2.020	121.200
20GA3042B	20	36	120	1.525	45.750
20GA3042B	20	48	96	1.525	48.800
20GA3042B	20	48	120	1.525	61.000
20GA3042B	20	48	144	1.525	73.200
20GA3042B	20	60	120	1.525	76.250
22GA3042B	22	36	120	1.260	37.800
22GA3042B	22	48	96	1.260	40.320
22GA3042B	22	48	120	1.260	50.400
22GA3042B	22	48	144	1.260	60.480
22GA3042B	22	60	120	1.260	63.000
24GA3042B	24	36	120	1.010	30.300
24GA3042B	24	48	96	1.010	32.320
24GA3042B	24	48	120	1.010	40.400
24GA3042B	24	48	144	1.010	48.480
26GA3042B	26	48	96	0.756	24.192
26GA3042B	26	48	120	0.756	30.240
26GA3042B	26	48	144	0.756	36.288



**COAST ALUMINUM**



# Stainless Steel Sheet

316L 2B

ASTM A240, ASTM A480, ASTM A666

---

Part Number	Gauge	Dimensions		Weight Per Sq. Foot (Estimated)	Weight Per Sheet (Estimated)
		1 (Inches)	2 (Inches)		
7GA3162B	7	48	120	7.870	314.800
10GA3162B	10	48	120	5.670	226.800
11GA3162B	11	48	120	5.040	201.600
12GA3162B	12	48	120	4.410	176.400
14GA3162B	14	48	120	3.150	126.000
16GA3162B	16	48	120	2.520	100.800
18GA3162B	18	48	120	2.020	80.800
20GA3162B	20	48	120	1.525	61.000
22GA3162B	22	48	120	1.260	50.400
24GA3162B	24	48	120	1.010	40.400



**COAST ALUMINUM**

# Stainless Steel Sheet

304L #4 Laser Fiber PVC

ASTM A240, ASTM A480, ASTM A666

Part Number	Gauge	Dimensions		Weight Per Sq. Foot (Estimated)	Weight Per Sheet (Estimated)
		1 (Inches)	2 (Inches)		
10GA304#4	10	48	120	5.670	226.800
11GA304#4	11	48	96	5.040	161.280
11GA304#4	11	48	120	5.040	201.600
11GA304#4	11	48	144	5.040	241.920
12GA304#4	12	48	96	4.410	141.120
12GA304#4	12	48	120	4.410	176.400
12GA304#4	12	48	144	4.410	211.680
12GA304#4	12	60	120	4.410	220.500
14GA304#4	14	36	120	3.150	94.500
14GA304#4	14	48	96	3.150	100.800
14GA304#4	14	48	120	3.150	126.000
14GA304#4	14	48	144	3.150	151.200
14GA304#4	14	60	120	3.150	157.500
16GA304#4	16	36	120	2.520	75.600
16GA304#4	16	36	144	2.520	90.720
16GA304#4	16	48	96	2.520	80.640
16GA304#4	16	48	120	2.520	100.800
16GA304#4	16	48	144	2.520	120.960
16GA304#4	16	60	96	2.520	100.800
16GA304#4	16	60	120	2.520	126.000
16GA304#4	16	60	144	2.520	151.200
18GA304#4	18	36	120	2.020	60.600
18GA304#4	18	36	144	2.020	72.720
18GA304#4	18	48	96	2.020	64.640
18GA304#4	18	48	120	2.020	80.800
18GA304#4	18	48	144	2.020	96.960
18GA304#4	18	60	96	2.020	80.800
18GA304#4	18	60	120	2.020	101.000
20GA304#4	20	36	120	1.525	45.750



**COAST ALUMINUM**

# Stainless Steel Sheet

304L #4 Laser Fiber PVC

ASTM A240, ASTM A480, ASTM A666

---

Part Number	Gauge	Dimensions		Weight Per Sq. Foot (Estimated)	Weight Per Sheet (Estimated)
		1 (Inches)	2 (Inches)		
20GA304#4	20	36	144	1.525	54.900
20GA304#4	20	48	96	1.525	48.800
20GA304#4	20	48	120	1.525	61.000
20GA304#4	20	48	144	1.525	73.200
20GA304#4	20	60	120	1.525	76.250
22GA304#4	22	36	120	1.260	37.800
22GA304#4	22	48	96	1.260	40.320
22GA304#4	22	48	120	1.260	50.400
22GA304#4	22	48	144	1.260	60.480
24GA304#4	24	36	120	1.010	30.300
24GA304#4	24	48	96	1.010	32.320
24GA304#4	24	48	120	1.010	40.400
24GA304#4	24	48	144	1.010	48.480
26GA304#4	26	48	120	0.756	30.240



**COAST ALUMINUM**

# Stainless Steel Sheet

316L #4 Laser Fiber PVC

ASTM A240, ASTM A480, ASTM A666

---

Part Number	Gauge	Dimensions		Weight Per Sq. Foot (Estimated)	Weight Per Sheet (Estimated)
		1 (Inches)	2 (Inches)		
14GA316#4	14	48	120	3.150	126.000
16GA316#4	16	48	120	2.520	100.800

# Stainless Steel Sheet

304 Super #8 Non-Directional Polished Mirror Finish

ASTM A240, ASTM A480, ASTM A666

---

Part Number	Gauge	Dimensions		Weight Per Sq. Foot (Estimated)	Weight Per Sheet (Estimated)
		1 (Inches)	2 (Inches)		
11GAS8	11	48	120	5.040	201.000
12GAS8	12	48	120	4.410	176.400
14GAS8	14	48	96	3.150	100.800
14GAS8	14	48	120	3.150	126.000
14GAS8	14	48	144	3.150	151.200
16GAS8	16	48	120	2.520	100.800
16GAS8	16	48	144	2.520	120.960
18GAS8	18	48	120	2.020	80.800
18GAS8	18	48	144	2.020	96.960
20GAS8	20	48	120	1.525	61.000
20GAS8	20	48	144	1.525	73.200
22GAS8	22	48	120	1.260	50.400
24GAS8	24	48	120	1.010	40.400

# Stainless Steel Plate

## 304L HRAP #1

ASTM A240, ASTM A480, ASTM A666, AMS 5513

---

Part Number	Thickness (Inches)	Dimensions		Weight Per Sq. Foot (Estimated)	Weight Per Sheet (Estimated)
		1 (Inches)	2 (Inches)		
316PL304	0.188	48	96	8.579	274.528
316PL304	0.188	48	120	8.579	343.160
316PL304	0.188	48	144	8.579	411.792
316PL304	0.188	60	96	8.579	343.160
316PL304	0.188	60	120	8.579	428.950
316PL304	0.188	60	144	8.579	514.740
14PL304	0.250	48	96	11.162	357.184
14PL304	0.250	48	120	11.162	446.480
14PL304	0.250	48	144	11.162	535.776
14PL304	0.250	60	96	11.162	446.480
14PL304	0.250	60	120	11.162	558.100
14PL304	0.250	60	144	11.162	669.720
516PL304	0.313	48	120	13.750	550.000
38PL304	0.375	48	96	16.500	528.000
38PL304	0.375	48	120	16.500	660.000
38PL304	0.375	48	144	16.500	792.000
38PL304	0.375	60	120	16.500	825.000
38PL304	0.375	60	144	16.500	990.000
12PL304	0.500	48	96	21.660	693.120
12PL304	0.500	48	120	21.660	866.400
12PL304	0.500	60	144	21.660	1299.600



**COAST ALUMINUM**

# Stainless Steel Plate

## 316L HRAP #1

ASTM A240, ASTM A480, ASTM A666, AMS 5507, AMS 5524

---

Part Number	Thickness (Inches)	Dimensions		Weight Per Sq. Foot (Estimated)	Weight Per Sheet (Estimated)
		1 (Inches)	2 (Inches)		
316PL316	0.188	48	96	8.579	274.528
316PL316	0.188	48	120	8.579	343.160
316PL316	0.188	48	144	8.579	411.792
316PL316	0.188	60	120	8.579	428.950
14PL316	0.250	48	120	11.162	446.480
14PL316	0.250	48	144	11.162	535.776



**COAST ALUMINUM**

# Stainless Steel Diamond Plate

Tread 304L HRAP #1

ASTM A240, ASTM A480, ASTM A793

---


Part Number	Thickness (Inches)	Dimensions		Weight Per Sq. Foot (Estimated)	Weight Per Sheet (Estimated)
		1 (Inches)	2 (Inches)		
14TP304	0.250	48	96	11.250	360.000
14TP304	0.250	48	120	11.250	450.000
14TP304	0.250	60	96	11.250	450.000
14TP304	0.250	60	120	11.250	562.500



# Yellow Brass Rod

360 H02 / 12 Foot Lengths

ASTM B16, ASTM B249



Part Number	A (Inches)	Weight Per Foot (Estimated)	Weight Per Piece (Estimated)
332R360	0.094	0.026	0.312
18R360	0.125	0.045	0.540
532R360	0.156	0.070	0.840
316R360	0.188	0.102	1.224
14R360	0.250	0.181	2.172
516R360	0.313	0.283	3.396
38R360	0.375	0.407	4.884
716R360	0.438	0.555	6.660
12R360	0.500	0.723	8.676
916R360	0.563	0.917	11.004
58R360	0.625	1.130	13.560
34R360	0.750	1.628	19.536
78R360	0.875	2.215	26.580
1R360	1.000	2.893	34.716
1116R360	1.063	3.269	39.228
118R360	1.125	3.662	43.944
114R360	1.250	4.521	54.252
138R360	1.375	5.470	65.640
112R360	1.500	6.510	78.120
158R360	1.625	7.640	91.680
134R360	1.750	8.861	106.332
2R360	2.000	11.574	138.888
218R360	2.125	13.066	156.792
214R360	2.250	14.648	175.776
212R360	2.500	18.084	217.008




**COAST ALUMINUM**

# Yellow Brass Rod

360 H02 / 12 Foot Lengths

ASTM B16, ASTM B249

---



Part Number	A (Inches)	Weight Per Foot (Estimated)	Weight Per Piece (Estimated)
234R360	2.750	21.881	262.572
278R360	2.875	23.916	286.992
3R360	3.000	26.041	312.492
4R360	4.000	46.295	555.540



**COAST ALUMINUM**

# Yellow Brass Hexagon Bar

360 H02 / 12 Foot Lengths

ASTM B16, ASTM B249

---



Part Number	A (Inches)	Weight Per Foot (Estimated)	Weight Per Piece (Estimated)
716HEX360	0.438	0.613	7.356
916HEX360	0.563	1.012	12.144
58HEX360	0.625	1.247	14.964
34HEX360	0.750	1.796	21.552
78HEX360	0.875	2.444	29.328
1HEX360	1.000	3.193	38.316
114HEX360	1.250	4.989	59.868
138HEX360	1.375	6.036	72.432
112HEX360	1.500	7.184	86.208
2HEX360	2.000	12.771	153.252

# Yellow Brass Square Bar

360 H02 / 12 Foot Lengths

ASTM B16, ASTM B249

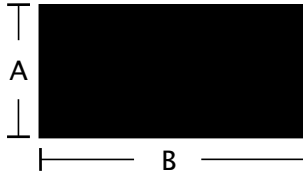


Part Number	A (Inches)	Weight Per Foot (Estimated)	Weight Per Piece (Estimated)
14SQ360	0.250	0.230	2.760
38SQ360	0.375	0.518	6.216
12SQ360	0.500	0.921	11.052
34SQ360	0.750	2.072	24.864
1SQ360	1.000	3.684	44.208
114SQ360	1.250	5.756	69.072
112SQ360	1.500	8.289	99.468
134SQ360	1.750	11.282	135.384
2SQ360	2.000	14.736	176.832

# Yellow Brass Rectangular Bar

360 H02 / 12 Foot Lengths

ASTM B16, ASTM B249

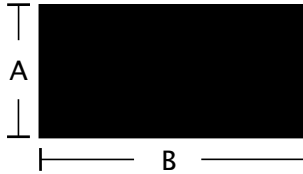


Part Number	A (Inches)	B (Inches)	Weight Per Foot (Estimated)	Weight Per Piece (Estimated)
1814B360	0.125	0.250	0.115	1.380
1812B360	0.125	0.500	0.230	2.760
1834B360	0.125	0.750	0.345	4.140
181B360	0.125	1.000	0.461	5.532
18114B360	0.125	1.250	0.576	6.912
18112B360	0.125	1.500	0.691	8.292
18134B360	0.125	1.750	0.806	9.672
182B360	0.125	2.000	0.921	11.052
183B360	0.125	3.000	1.382	16.584
3161B360	0.188	1.000	0.693	8.316
316112B360	0.188	1.500	1.039	12.468
3162B360	0.188	2.000	1.385	16.620
1412B360	0.250	0.500	0.461	5.532
1434B360	0.250	0.750	0.691	8.292
141B360	0.250	1.000	0.921	11.052
14114B360	0.250	1.250	1.151	13.812
14112B360	0.250	1.500	1.382	16.584
14134B360	0.250	1.750	1.612	19.344
142B360	0.250	2.000	1.842	22.104
14212B360	0.250	2.500	2.303	27.636
143B360	0.250	3.000	2.763	33.156
144B360	0.250	4.000	3.684	44.208
51658B360	0.313	0.625	0.721	8.652
516112B360	0.313	1.500	1.730	20.760
5162B360	0.313	2.000	2.306	27.672

# Yellow Brass Rectangular Bar

360 H02 / 12 Foot Lengths

ASTM B16, ASTM B249



Part Number	A (Inches)	B (Inches)	Weight Per Foot (Estimated)	Weight Per Piece (Estimated)
3812B360	0.375	0.500	0.691	8.292
3834B360	0.375	0.750	1.036	12.432
381B360	0.375	1.000	1.382	16.584
38114B360	0.375	1.250	1.727	20.724
38112B360	0.375	1.500	2.072	24.864
382B360	0.375	2.000	2.763	33.156
383B360	0.375	3.000	4.145	49.740
1234B360	0.500	0.750	1.382	16.584
121B360	0.500	1.000	1.842	22.104
12112B360	0.500	1.500	2.763	33.156
122B360	0.500	2.000	3.684	44.208
12212B360	0.500	2.500	4.605	55.260
123B360	0.500	3.000	5.526	66.312
341B360	0.750	1.000	2.763	33.156
34112B360	0.750	1.500	4.145	49.740
342B360	0.750	2.000	5.526	66.312
343B360	0.750	3.000	8.289	99.468
1112B360	1.000	1.500	5.526	66.312
12B360	1.000	2.000	7.368	88.416
13B360	1.000	3.000	11.052	132.624
1312B360	1.000	3.500	12.894	154.728
1122B360	1.500	2.000	11.052	132.624
112212B360	1.500	2.500	13.815	165.780
1123B360	1.500	3.000	16.578	198.936




**COAST ALUMINUM**

# Copper Rod

110 H04 ETP\* / 12 Foot Lengths

ASTM B187



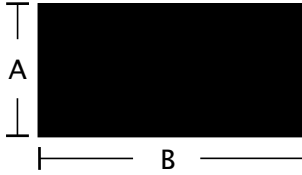
Part Number	A (Inches)	Weight Per Foot (Estimated)	Weight Per Piece (Estimated)
14R110	0.250	0.190	2.280
38R110	0.375	0.427	5.124
12R110	0.500	0.759	9.108
58R110	0.625	1.185	14.220
34R110	0.750	1.707	20.484
78R110	0.875	2.324	27.888
1R110	1.000	3.035	36.420
118R110	1.125	3.841	46.092
114R110	1.250	4.742	56.904
1516R110	1.313	5.232	62.784
112R110	1.500	6.828	81.936

\* Electrolytic Tough Pitch

# Copper Rectangular Bar

110 H02 Square Edge / 12 Foot Lengths

ASTM B187



Part Number	A (Inches)	B (Inches)	Weight Per Foot (Estimated)	Weight Per Piece (Estimated)
1434B110	0.250	0.750	0.725	8.700
141B110	0.250	1.000	0.966	11.592
142B110	0.250	2.000	1.932	23.184
143B110	0.250	3.000	2.898	34.776
144B110	0.250	4.000	3.864	46.368



**COAST ALUMINUM**



# Yellow Brass Sheet and Plate

260 H02

ASTM B36

---

Part Number	Thickness (Inches)	Dimensions		Weight Per Sq. Foot (Estimated)	Weight Per Sheet (Estimated)
		1 (Inches)	2 (Inches)		
020SH260	0.020	24	96	0.887	14.192
025SH260	0.025	24	96	1.132	18.112
025SH260S*	0.025	24	96	1.132	18.112
025SH260	0.025	24	120	1.132	22.640
032SH260	0.032	24	96	1.440	23.040
032SH260S*	0.032	24	96	1.440	23.040
032SH260	0.032	24	120	1.440	28.800
032SH26036	0.032	36	96	1.440	34.560
040SH260	0.040	24	96	1.810	28.960
040SH260S*	0.040	24	96	1.810	28.960
040SH260	0.040	24	120	1.810	36.200
040SH26036	0.040	36	96	1.810	43.440
050SH260	0.050	24	96	2.285	36.560
050SH26036	0.050	36	96	2.285	54.840
063SH260	0.063	24	96	2.870	45.920
063SH26036	0.063	36	96	2.870	68.880
093SH26036	0.093	36	96	4.139	99.336
125SH260	0.125	24	96	5.740	91.840
125SH26036	0.125	36	96	5.740	137.760
188SH260	0.188	36	96	8.730	209.520
14PL260	0.250	36	96	11.580	277.920
38PL260**	0.375	36.5	96.5	17.260	422.181
12PL260**	0.500	36.5	96.5	22.630	553.531

\* Soft Spinning Quality

\*\* H01



# Naval Brass Sheet and Plate

464 Cold Rolled

ASTM B171

Available on request: #4 and #8 mirror polish

Part Number	Thickness (Inches)	Dimensions		Weight Per Sq. Foot (Estimated)	Weight Per Sheet (Estimated)
		1 (Inches)	2 (Inches)		
032SH464	0.032	48	96	1.440	46.080
032SH464	0.032	48	120	1.440	57.600
040SH464	0.040	48	96	1.810	57.920
040SH464	0.040	48	120	1.810	72.400
040SH464	0.040	48	144	1.810	86.880
050SH464	0.050	48	96	2.285	73.120
050SH464	0.050	48	120	2.285	91.400
050SH464	0.050	48	144	2.285	109.680
063SH464	0.063	48	96	2.870	91.840
063SH464	0.063	48	120	2.870	114.800
063SH464	0.063	48	144	2.870	137.760
080SH464	0.080	48	96	3.600	115.200
080SH464	0.080	48	120	3.600	144.000
080SH464	0.080	48	144	3.600	172.800
125SH464	0.125	48	96	5.740	183.680
125SH464	0.125	48	120	5.740	229.600
188SH464	0.188	48	120	8.730	349.200
14PL464	0.250	48	96	11.075	354.400
14PL464	0.250	48	120	11.075	443.000
38PL464	0.375	48	120	17.260	690.400
12PL464	0.500	48	120	22.630	905.200
58PL464	0.625	48	96	27.500	880.000
34PL464	0.750	48	120	32.730	1309.200
1PL464	1.000	48	120	44.000	1760.000

# Copper Sheet and Plate

110 / 122

SPECIFICATIONS BELOW

Part Number	Thickness (Inches)	Dimensions		Weight Per Sq. Foot (Estimated)	Weight Per Sheet (Estimated)
		1 (Inches)	2 (Inches)		
12OZ <sup>4</sup>	0.016	36	120	0.750	22.500
16OZ <sup>3</sup>	0.0216	36	120	1.000	30.000
16OZ48 <sup>1,4</sup>	0.0216	48	120	1.000	40.000
20OZ <sup>3</sup>	0.027	36	120	1.250	37.500
20OZ48 <sup>1,4</sup>	0.027	48	120	1.250	50.000
24OZ <sup>3</sup>	0.032	36	96	1.500	36.000
24OZ <sup>3</sup>	0.032	36	120	1.500	45.000
24OZ48 <sup>1,4</sup>	0.032	48	120	1.500	60.000
32OZ <sup>3</sup>	0.043	36	120	2.000	60.000
32OZ48 <sup>1,4</sup>	0.043	48	120	2.000	80.000
48OZ <sup>2</sup>	0.0647	36	96	3.000	72.000
48OZ <sup>2</sup>	0.0647	36	120	3.000	90.000
48OZ48 <sup>1,4</sup>	0.0647	48	120	3.000	120.000
093SH110 <sup>2</sup>	0.093	36	96	4.460	107.040
125SH110 <sup>2</sup>	0.125	36	96	5.800	139.200
188SH110 <sup>2</sup>	0.188	36	96	8.686	208.464
14PL110 <sup>2</sup>	0.250	36	96	11.750	282.000

<sup>1</sup> 48" wide material is 122 roofing copper

<sup>2</sup> Temper H00, ASTM B152

<sup>3</sup> Temper H00, ASTM B370

<sup>4</sup> Temper H01, ASTM B370

# Terms and Conditions

---

## A. Custom Shapes

In addition to the standard shapes listed in this catalog, Coast will quote on architectural and structural shapes designed by customers for special applications. Dies for the production of these shapes are for the exclusive use of the customer concerned. Special tooling for custom designed shapes is subject to an initial die development charge that varies according to the size and complexity of the shape to be extruded.

## B. Quotations

All quotations are subject to change without notice and all sales made are subject to strikes, accidents, or other unavoidable delays.

## C. Confirmation Orders

Confirming orders should be marked "Confirmation", preferably across the face of order, to avoid possibility of duplication.

## D. Errors and Claims

We will gladly correct promptly when called to our attention. Information in this book is subject to error and is not guaranteed.

1. We reserve the right to correct stenographic errors in quotations or invoices.
2. All claims must be made within 5 days after receipt of goods.
3. All material furnished by us that prove defective or not up to standard will be replaced, provided they have not been improperly used.
4. Under no circumstances will claims be allowed for damages or for any expense, including labor, incurred by the use of metals, materials or goods furnished by us.

## E. Shipments

Definite instructions as to route, packing, insurance, etc., should accompany all orders, otherwise goods will be packed and shipped according to our best judgment. All orders not quoted F.O.B. destination are accepted with the understanding that they move at the risk of the purchaser, as delivery to the transportation company in good condition ends our responsibility.

# Terms and Conditions

---

## F. Returning Goods

It is necessary to obtain our permission before returning materials. If permission is given, please:

1. List the articles to be returned including the invoice date and Coast's packing list and invoice number.
2. Pack all goods carefully.
3. Prepay all transportation charges.
4. Write our address plainly and include your name and address on the tag or parcel where it can be easily read.

## G. Credit

Credit may be secured upon application by submitting three commercial credit references and the name of your local bank. Firms suitably rated in credit publications will be shipped on open account basis. Those not listed will be shipped on C.O.D. basis unless credit references are submitted with initial order.

## H. Terms of Payment

Net 30 days from date of invoice;

Interest will be charged on all past due accounts. This invoice is subject to the terms of warranty and sale at [www.coastaluminum.com/terms](http://www.coastaluminum.com/terms).

## Terms of Sale

1. This agreement is subject to, governed by and construed in accordance with the laws of the state or country where the material was supplied. The buyer consents to the jurisdiction of the courts of that corresponding state or country.
2. In the event there is legal action to enforce, defend, or construe any of the provisions of this agreement, the prevailing party shall be entitled to reimbursement for all expenses and costs incurred, including reasonable attorney's fees.
3. This agreement constitutes the entire agreement of buyer and seller, supersedes all oral negotiations, and may not be modified except by an instrument in writing duly executed by buyer and seller.
4. This invoice may be accepted only by the terms set out herein. Terms in your purchase order, if any, which are in addition to or are not identical with the terms of this invoice will not become part of the contract.

# Terms and Conditions

---

## Sellers Terms of Warranty

Reasonable precautions are taken by the seller to provide material conforming to the specifications agreed upon by buyer and seller.

The seller will replace at the point where delivery of the material is first made, or at his option, will allow credit for the purchase price of such material (owned by the original purchaser) if, and only if, provided:

1. The material is proved defective, or not in conformity with the specifications agreed upon.
2. The buyer has notified the seller of the defect with reasonable promptness after delivery of the material and.
3. That the seller has been given a reasonable opportunity to inspect the material.

No claim will be allowed by the seller to the original purchaser, or to anyone else, for the cost of labor expended, or for any separate, special, indirect, or consequential damage including, but not limited to, consequential damage because of the rejection of finished parts.

We hereby certify that these goods were produced in compliance with all applicable requirements of section 6, 7, and 12 of the Fair Labor Standards Acts, as amended, and of regulations and orders of the United States Department of Labor issued under section 14 thereof.

# General Information

## U.S. and Metric System Equivalents

### Length Equivalents

Unit	Millimeters	Centimeters	Inches	Feet	Yards	Meters
1 Millimeter	1	0.1	0.03937	0.003281	0.001094	0.001
1 Centimeter	10	1	0.3937	0.032808	0.010936	0.01
1 Inch	25.4001	2.54001	1	0.08333	0.027778	0.0254
1 Foot	304.801	30.4801	12	1	0.333333	0.304801
1 Yard	914.402	91.4402	36	3	1	0.914402
1 Meter	1000	100	39.37	3.28083	1.09361	1

Unit	Feet	Yards	Meters	Rods	Furlongs	Miles (Statute)
1 Rod	16.5	5.5	5.02921	1	.025 (1/40)	.003125 (1/320)
1 Furlong	660	220	201.168	40	1	.125 (1/8)
1 Kilometer	3280.8	1093.6	1000	199	4.971	0.62137
1 Mile (Statute)	5280	1760	1609.35	320	8	1

Unit	Feet	Miles (Statute)	League
1 Nautical Mile	6076.12	1.15078	1/3

Unit	Kilometers (Trillion)	Miles (Statute)
1 Light Year	9.461	5.879

### Weight Equivalents

Unit	Grains	Grams	Ounces (Troy)	Ounces (Avoir.)	Pounds (Troy)	Pounds (Avoir.)	Kilograms
1 Grain	1	0.064799	0.002083	0.002286	0.000174	0.000143	0.000065
1 Gram	15.4324	1	0.032151	0.035274	0.002679	0.002205	0.001
1 Oz (Troy)	480	31.1035	1	1.09714	0.083333	0.068571	0.031104
1 Oz (Avoir.)	437.5	28.3495	0.911458	1	0.075955	0.0625	0.02835
1 Lb (Troy)	5760	373.242	12	13.1657	1	0.822857	0.373242
1 Lb (Avoir.)	7000	453.592	14.5833	16	1.21528	1	0.453592
1 Kilogram	15432.4	1000	32.1507	35.274	2.67923	2.20462	1

# General Information

## U.S. and Metric System Equivalents

### Weight Equivalents

Unit	Kilograms	Pounds (Troy)	Pounds (Avoir.)	Metric Tons	Net (Short) Tons	Gross (Long) Tons
1 Metric Ton	1000	2679.23	2204.62	1	1.10231	0.984206
1 Net (Short) Ton	907.185	2430.56	2000	0.907185	1	0.892857
1 Gross (Long) Ton	1016.05	2722.22	2240	1.01605	1.12	1

### Area Equivalents

Unit	Square Inches	Square Feet	Square Yards	Square Meters
1 Square Foot	144	1	0.1111	0.0929
1 Square Yard	1296	9	1	0.83613
1 Square Meter	1550	10.9639	1.19599	1
1 Square Rod	39204	272.225	30.25	25.293
1 Acre	155000	1076.39	119.599	100
1 Acre	6272640	43560	4840	4046.86
1 Square Mile (640 Acres)	-	278784000	3097600	2589999
1 Square Kilometer	-	10763867	1195985	1000000

### Metric System

Length	
1 Meter (m)	10 Decimeters (dm) 100 Centimeters (cm) 1,000 Millimeters (mm)
1 Dekameter (deka)	10 Meters (m)
1 Hectometer (hm)	100 Meters (m)
1 Kilometer (km)	1,000 Meters (m)

Weight	
1 Gram (g)	10 Decigrams (dg) 100 Centigrams (cg) 1,000 Milligrams (mg)
1 Dekagram (dkg)	10 Grams (g)
1 Hectogram (hg)	100 Grams (g)
1 Kilogram (kg)	1,000 Grams (g)
1 Metric Ton	1,000 Kilograms (kg) 1,000,000 Grams (g)



# General Information

## U.S. and Metric System Equivalents

### Decimal Equivalents of Fractional Parts of an Inch

Fraction Inch	Decimal Inch	Millimeters (mm)
1/64	0.015625	0.396
1/32	0.031250	0.794
3/64	0.046875	1.191
1/16	0.062500	1.588
5/64	0.078125	1.984
3/32	0.093750	2.381
7/64	0.109375	2.778
1/8	0.125000	3.175
9/64	0.140625	3.572
5/32	0.156250	3.969
11/64	0.171875	4.366
3/16	0.187500	4.763
13/64	0.203125	5.159
7/32	0.218750	5.556
15/64	0.234375	5.953
1/4	0.250000	6.350
17/64	0.265625	6.747
9/32	0.281250	7.144
19/64	0.296875	7.541
5/16	0.312500	7.938
21/64	0.328125	8.334
11/32	0.343750	8.731
23/64	0.359375	9.128
3/8	0.375000	9.525
25/64	0.390625	9.922
13/32	0.406250	10.319
27/64	0.421875	10.716
7/16	0.437500	11.113
29/64	0.453125	11.509
15/32	0.468750	11.906
31/64	0.484375	12.303
1/2	0.500000	12.700

Fraction Inch	Decimal Inch	Millimeters (mm)
33/64	0.515625	13.097
17/32	0.531250	13.494
35/64	0.546875	13.891
9/16	0.562500	14.288
37/64	0.578125	14.684
19/32	0.593750	15.081
39/64	0.609375	15.478
5/8	0.625000	15.875
41/64	0.640625	16.272
21/32	0.656250	16.669
43/64	0.671875	17.066
11/16	0.687500	17.463
45/64	0.703125	17.859
23/32	0.718750	18.256
47/64	0.734375	18.653
3/4	0.750000	19.050
49/64	0.765625	19.447
25/32	0.781250	19.844
51/64	0.796875	20.241
13/16	0.812500	20.638
53/64	0.828125	21.034
27/32	0.843750	21.431
55/64	0.859375	21.828
7/8	0.875000	22.225
57/64	0.890625	22.622
29/32	0.906250	23.019
59/64	0.921875	23.416
15/16	0.937500	23.813
61/64	0.953125	24.209
31/32	0.968750	24.606
63/64	0.984375	25.003
1	1.000000	25.400

# General Information

## Sheet Metal Thickness and Decimal Equivalents

ALUMINUM
There is no official gauge standard for aluminum

COPPER	
OUNCE *	THICKNESS
6	0.0081"
8	0.0108"
10	0.0135"
12	0.0162"
16	0.0216"
20	0.0270"
24	0.0323"
32	0.0431"
48	0.0646"
* ASTM B370	

STAINLESS STEEL	
GAUGE *	THICKNESS
28	0.015"
26	0.018"
24	0.024"
22	0.030"
20	0.036"
18	0.048"
16	0.060"
14	0.075"
13	0.090"
12	0.105"
11	0.120"
10	0.135"
8	0.165"
7	0.1875"
* Outokumpu and NAS	

BRASS	
GAUGE *	THICKNESS
30	0.0100"
28	0.0126"
26	0.0159"
24	0.0201"
22	0.0253"
20	0.0320"
18	0.0403"
16	0.0508"
14	0.0641"
12	0.0808"
11	0.0907"
10	0.1019"
* American Wire Gauge (AWG)	

# General Information

## Weight Formulas

---

### Weight Formulas

#### Round Rod

Square of diameter x 9.42 x density of alloy (lbs. per cubic inch) = weight per lineal foot in pounds

#### Square Bar

Square of one side x 12 x density of alloy (lbs. per cubic inch) = weight per lineal foot in pounds

#### Hexagon Rod

Square of distance across flats x 10.4 x density of alloy (lbs. per cubic inch) = weight per lineal foot in pounds

#### Rectangular Bar

Thickness x width x 12 x density of alloy (lbs. per cubic inch) = weight per lineal foot in pounds

#### Round Tube

$37.7 \times \text{density of alloy (lbs. per cubic inch)} \times \text{wall thickness} \times \text{outside diameter} - \text{wall thickness} = \text{weight per lineal foot in pounds}$

#### Square Tube

1.27 x weight of a round tube of the same wall thickness, and of diameter equal to the distance across the flats of the square tube = weight per lineal foot in pounds

#### Sheet

Thickness x 144 x density of alloy (lbs. per cubic inch) = weight per square foot in pounds

#### Strip and Roll

Thickness x width x 12 x density of alloy (lbs. per cubic inch) = weight per lineal foot in pounds

#### Circle

Square of diameter x thickness x .0785 x density of alloy (lbs. per cubic inch) = weight of a circle in pounds

#### Ring

Outside of diameter + inside diameter x outside diameter - inside diameter x thickness x .0785 x density of alloy (lbs. per cubic inch) = weight of ring in pounds

# General Information

## Densities of Popular Metals

---

### Densities of Popular Metals

Metal	Density Pounds Per Cubic Inch
Aluminum 2011	0.102
Aluminum 2024	0.100
Aluminum 3003	0.099
Aluminum 3105	0.098
Aluminum 5005	0.098
Aluminum 5052	0.097
Aluminum 5083	0.096
Aluminum 5086	0.096
Aluminum 6005A	0.098
Aluminum 6061	0.098
Aluminum 6063	0.097
Aluminum 6463	0.097
Aluminum 7050	0.102
Aluminum 7075	0.101
Ampco Metal	0.274
Asarcon (SAE 660 Bearing Bronze)	0.318
Brass 220	0.306
Brass 230	0.316
Brass 260	0.308
Brass 270	0.306
Brass 274	0.305
Brass 360	0.307
Brass 385	0.305
Copper	0.322
Gold	0.697
Iron	0.284
Lead	0.410

Metal	Density Pounds Per Cubic Inch
Magnesium	0.061
Manganese	0.267
Muntz Metal	0.303
Naval Brass	0.304
Nickel	0.322
Platinum	0.775
Silver	0.378
Stainless Steel	0.290
Steel	0.284
Tin	0.264
Tobin Bronze	0.304
Zinc	0.258



# General Information

## Aluminum Alloy Anodic Finishes

---

### Anodizing

Anodizing is an electrochemical process in which the oxide film on aluminum is thickened by passing an electric current through certain acid electrolytes with aluminum as the anode. Using this process, the natural oxide film (about 0.2 millionth of an inch thick) can be thickened up to about 0.005 inch.

The purpose of anodizing is generally to impart to the metal surface specific properties of the oxide: hardness, corrosion resistance, wear resistance and electrical insulation. Also, because anodic films are porous prior to sealing, anodizing provides a means of coloring the metal with dyes. Hardness, wear resistance and color make surfaces extremely attractive for many applications.

### Color Anodizing

There are now three methods of color anodizing in common use: Sulfuric acid anodizing and dyeing; integral-color anodizing; and sulfuric acid anodizing and electrolytically deposited color commonly called "two-step" process.

### Continuous Coil Anodizing

As a result of efforts to cut the cost of producing anodized sheet, and to offer a product with more consistent film and color values, the continuous coil anodizing process was developed in the 1930s.

Coil anodizing, the process by which aluminum is fed through electronically and mechanically-controlled equipment in a continuous sheet much the same as paper is fed through a newspaper press, offers nearly all of the advantages of batch anodizing plus greatly reduced processing cost.

Since the system is automatic, hand labor is virtually eliminated, as are the expensive racks necessary in the batch treatment. With the control systems now in use, human error is reduced to a minimum, and consistent quality of the anodic film is dependent primarily on quality of the metal itself. Since color is dependent upon the uniform thickness and porosity of the anodic film and coloring operation, the continuous coil approach offers greater color uniformity and consistency than the hand-operated batch method.

# General Information

## Aluminum Alloy Anodic Finishes

---

### Anodic Finish Limitations

**Color Anodizing** - When colored finishes are specified, exact appearance match should not be expected. Alloy composition tolerances and the many processing variables can affect final color. While color variation may be no greater than that in other building construction materials, greater satisfaction results when large expanses of color are avoided and colored panels are separated by introduction of another color or by architectural breaks or changes of pane.

**Alloy** - Anodizing quality 5005 alloy sheet and 6063 alloy extrusion provide a generally satisfactory match. 3003 alloy sheet assumes a yellowish cast when anodized, the condition being more noticeable with longer anodizing times. 6061 alloy extrusions in the "as extruded" or mill finish condition are usually somewhat dingy in appearance.

If appearance is important, buffing or other surface finishing should be specified. Anodizing produces an inherent cloudy appearance.

**Sheet Thickness** - Aluminum sheet in heavier thicknesses has a general tendency toward development of structural streaking, which may be visually objectionable in architectural applications. Anodizing quality 5005 sheet is substantially free of this tendency and should be specified when the best possible finished appearance is desired.

### Anodic Finish Specifications

Alcoa Designation	Type of Treatment	Aluminum Association Designation
Alumilite 202	Clear (natural) anodic coating thickness 0.2 mil min. Coating weight 8mg/in. 2 min.	A212
Alumilite 215 Alcoa Arch Gray 2010 Alcoa Arch Gray 2011	Arch class 1, Clear (natural) 0.7 mil & greater 15% sulfuric acid @ 70+ -2 F, 12 amp/ft. 2	A41
Alcoa Arch Gray 2020 Alcoa Arch Gray 4005 Duranodic 100 Duranodic 300 Finishes	Arch class 1. Integral color 0.7 mil & greater Color dependency on alloy and anodic process	A42
Alcoa Arch Gold 4011	Arch class 1. Impregnated color 0.2 mil & greater	A43
Alumilite 204, 214, 704, 714	Arch class II, Clear (natural) anodic coating. 0.4-0.7 mil min. 15% sulfuric acid @ 70+ -2 F 12amp/ft. 2 for 30 min.	A31

# General Information

## Aluminum Alloy Mechanical and Chemical Finishes

---

### Mechanical Finish Specifications

Alcoa Designation	Type of Surface Preparation	Aluminum Association Designation
No Suffix	As-fabricated surface	M10
A2	Preliminary grinding and polishing prior to buffing	M21
B	Ground finish (round tubing only)	-
C1	Polish finish, No. 320-400 emery	M31
C2	Satin finish, hand rubbed	M34
C3	Satin finishing compound, brushed backed sander, flap wheels or abrasive impregnated non-woven nylon wheels	M35
D	Polish finish, No. 180-220 emery	M32
E	Polish finish, No. 80-100 emery	M33
G1	Very fine sand blast (formerly "Dust Blast") or "Vapor Hone"	M41
G2	Fine blast	M41
G3	Medium blast	M43
G4	Coarse blast	M44

### Chemical Finish Specifications

Alcoa Designation	Type of Surface Preparation	Aluminum Association Designation
R1	Caustic etch	C22
R2	Caustic etch for diffuse reflectors	C23
R3	Sulfuric-chromic etch	C2X
R4	Bright dip (nitric-hydrofluoric)	C3X
R5	Bright dip (highly specular)	C31
R1-5	Etch C22 + Bright dip C31	C32

# General Information

## Subdivision of "T" Temper-Heat-Treatable Alloys

---

- T1 Cooled from an elevated temperature shaping process and naturally aged to a substantially stable condition. Usually associated with extruded products and limited to certain 6XXX series alloys.
- T2 Cooled from an elevated temperature shaping process, cold worked, and naturally aged to a substantially stable condition. Usually associated with cast products.
- T3 Solution heat-treated, cold worked, and naturally aged to a substantially stable condition. The working serves to increase the strength. (T4+cold work).
- T4 Solution heat-treated and naturally aged to a substantially stable condition.
- T5 Cooled from an elevated temperature shaping process and artificially aged. Usually associated with extruded products in certain 6XXX series alloys. (T1+artificially age).
- T6 Solution heat-treated and artificially aged. A stable temper. (T4+artificially age).
- T7 Solution heat-treated and overaged/stabilized. Applies to alloy products which are thermally overage after solution heat-treatment to carry them beyond the point of maximum strength to provide control of some special characteristic. A stable temper.
- T8 Solution heat-treated, cold worked, and artificially aged. A stable temper. (T3+artificially age).
- T9 Solution heat-treated, artificially aged, cold worked. A stable temper. (T6+cold work).
- T10 Cooled from an elevated temperature shaping process, cold worked, and artificially aged. Usually associated with cast products. A stable temper. (T2+artificially age).



# General Information

## Non-Heat-Treatable Alloys

---

### 1100

This low-strength alloy has excellent corrosion resistance, has satisfactory anodizing and conversion coating finishing characteristics, and is unmatched by any other commercial aluminum alloy in workability. It lends itself readily to welding, brazing and soldering, but tends toward gumminess when machined. Typical end uses are spun holloware, fin stock, chemical storage and processing equipment, kitchen utensil items, and general sheet metal work.

### 3003

About 20% higher in strength than 1100 but retaining an excellent workability rating. May show some slight discoloration when anodized, but reacts well to mechanical and organic finishings. Is easily welded and brazed, but soldering is limited to the torch method. Like 1100, tends to be gummy when machined, but will perform somewhat satisfactorily in the higher tempers with the proper set-up and maximum speeds. Typical end uses include food and chemical handling equipment, appliance components, truck/trailer roofing, heat exchangers, pipe jacketing and lawn furniture components.

### 3004

Approaching 5052 in strength because of the magnesium addition, this alloy sacrifices formability in tempers other than annealed. Although it has excellent corrosion resistance in many applications, it will generally be clad for use in marine or industrial roofing and siding products. Like most of the non-heat-treatable alloys, its machinability rating is poor, but it rates high in weldability. Typical end uses include storage tanks, pressure vessels, shoe eyelets, lamp bases and truck/trailer parts.

### 3105

Near 3003 in strength, this alloy has excellent corrosion resistance and finishes well although, if anodized, would not be chosen if aesthetics is a factor. Adapts to welding only in the hot joining processes and is not recommended for drawing or complex forming operations. Typical end uses include gutters, downspouts, truck/trailer roofing, vent pipes and solar panels.

### 5005

Comparable to 3003 in strength and close to it in formability, this alloy has superior finishing characteristics making it much better for anodizing. Excellent corrosion resistance and weldability, but would rate somewhat

# General Information

## Non-Heat-Treatable Alloys

---

below 1100 and 3003 for brazing and soldering, and it is not the alloy one would choose for machinability. Typical end uses are decorative trim, utensils, mobile home siding and reflectors.

### 5052

For many years, until the advent of 5083 and 5086, this alloy was the highest strength non-heat-treatable alloy commercially available. Although easily welded, it is not recommended for brazing and soldering applications. Excellent corrosion resistance, particularly in marine applications, and adapts to most mechanical and finishing processes although the heavier anodic films may take on a yellowish cast. Fair machining with the proper set-up. Typical end uses include fuel tanks, truck/trailer side panels, small boat hulls, truck cabs, bumpers, storage tanks and pressure vessels.

### 5083

With excellent corrosion resistance and weldability, together with high strength, this alloy was designed for welded structures requiring maximum joint strength and efficiency. Can be anodized for increased corrosion resistance, but does not lend itself to decorative applications. Not meant to be a machining alloy, but can be machined fairly well with proper preparations. Because of its relatively high magnesium content, the workability rating would be only fair. Typical end uses are large marine craft, containers, railroad cars, structurals and elevator cars.

### 5086

Sister alloy to 5083 with comparable characteristics but slightly less strength.

### 5454

Excellent corrosion resistance and, unlike the other magnesium alloys, it maintains that rating when functioning in the 150° F to 300° F range where the others would be prone to stress corrosion. Not a decorative alloy but well adapted to the applied finishing processes. High strength, excellent weldability, fair formability, and poor machinability. Typical end uses are dump bodies, exhaust stacks, marine components and chemical handling vessels.

### 5456

Highest in strength of the commercially available non-heat-treatable alloys with excellent corrosion resistance. Only fair workability and machinability, but excellent weldability. Not recommended for brazing or soldering.

# General Information

## Non-Heat-Treatable Alloys

---

Typical end uses are high-strength welded structures, marine components, pressure vessels and storage tanks.

### 2014/2014A

With only fair corrosion resistance, this alloy must have protective finishing in most environments and is usually used in Alclad form. Very high strength, even at relatively high temperatures, satisfactory finishability, fair to good workability and weldability, and good machinability. Typical end uses are missile, aircraft, truck structurals, fittings and fasteners.

### 2024

Thought of as the “aircraft” alloy because of its strength, the alloy has only fair corrosion resistance but good machinability. Lends itself only to resistance welding as a hot joining process and is not recommended for brazing or soldering. In the annealed state, it has good workability but is only fair to poor in tempers. Typical end uses are aircraft skins and cowls as well as truck and aircraft structurals.

### 2124

A high-purity version of 2024 with tighter controls on the iron and silicon for an increase in strength and toughness. Primarily used in the aircraft industry.

### 6061

Very good corrosion resistance and finishability, plus excellent weldability and a strength level approximating that of mild steel, this is a popular general-purpose alloy. Machinability is good. In the annealed state, its workability carries a high rating, staying at the “good” level if heat-treated without aging. Typical end uses are aircraft landing mats, large and small marine vessels, structural architectural parts, storage tanks and highway signs.

### 7050/7150

High-strength alloys with superior stress corrosion resistance. Readily welded only by the resistance method. Fair machinability and poor workability. Typically used in aircraft structures.

### 7075

One of the highest strength, commercially available alloys with fair corrosion resistance and machinability. Low workability rating and welded only by the resistance process. Typically used as aircraft skins, cowls and structures.



[www.CoastAluminum.com](http://www.CoastAluminum.com) • 2021